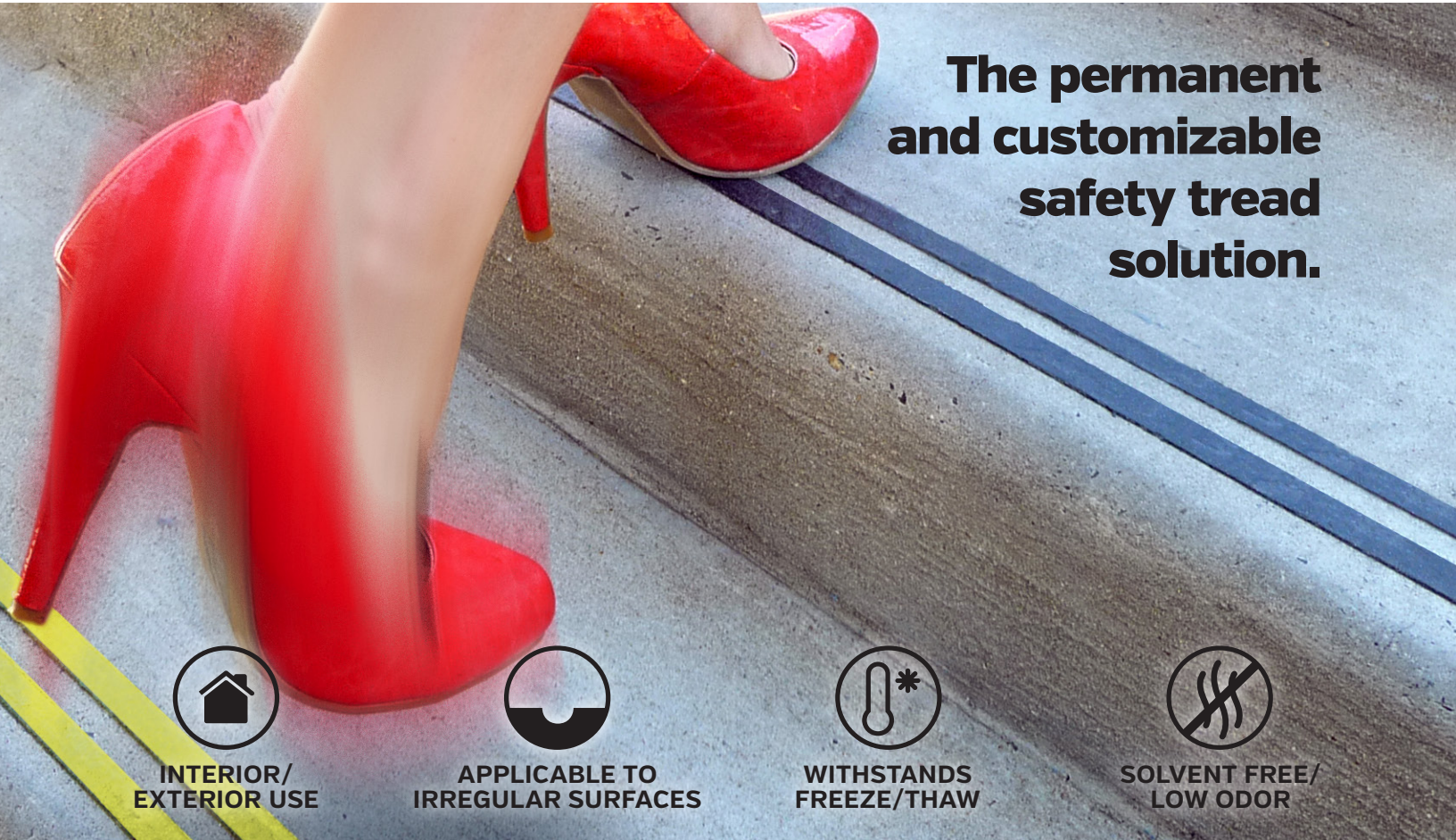


Overview



The permanent and customizable safety tread solution.



INTERIOR/
EXTERIOR USE



APPLICABLE TO
IRREGULAR SURFACES



WITHSTANDS
FREEZE/THAW



SOLVENT FREE/
LOW ODOR

DESCRIPTION: Form-A-Tread is a Form-in-Place epoxy paste designed to easily create custom and permanent treads on stairs, walkways, sloping surfaces, wet areas and any place where additional foot or vehicle traction and visibility are needed. Form-A-Tread can also be used to create detectable warnings at curbs and drop offs. Form-A-Tread can be used indoors or outdoors and is exceptionally durable in areas exposed to chemical, weather, and temperature extremes. Its paste [no drip] consistency makes it clean and easy to use, even on sloped and irregular surfaces. Form-A-Tread adheres to a wide variety of porous and non porous surfaces like concrete, stone, brick, wood, fiberglass, and metal [no priming needed].

Features/Benefits

- Interior/Exterior
- USDA Compliant
- Excellent Adhesion
- Zero VOC/Low Odor
- Superior Chemical Resistance
- Temperature and UV Resistant
- Made in the USA



Form-A-Tread Company
Division of RGF Materials Co. (LLC)
375 Morgan Street, Suite 1-B, Phoenixville, PA 19460
info@rgfmaterials.com
www.form-a-tread.com

Physical Properties

FORM-A-TREAD®

Physical Properties	ASTM	Value
Color (Part A)		Various
Color (Part B)		Neutral
Color (mixed)*		Various
Consistency		Paste
Mix Ratio		1:1 by volume
Working Time**	CC881	30 Minutes
Full Cure Time**	CC881	8 Hours
Hardness, Shore D	D2240	75 (+/-5)
Conductivity		None
Compressive Strength, 7 days	D695	11,000 psi
Specific Gravity, mixed		1.27 g/ml
Bond Strength	C882	1,600 psi
Temperature Resistance		-20°F - 200°F
% VOC	EPA Method 24	0
Slip Resistance, Wet***	F609	0.71 (SCOF)

*Standard Colors Black and Safety Yellow; Custom Colors Available

**Based on Testing at 75°F [24°C]

Note: Lower temperature slows cure; higher temperature accelerates cure

***Based on Tread Grit® HD (Heavy Duty) Application to Point of Refusal

Cure Schedule

Ambient Temperature	Working Time	Full Cure Time
55°F [13°C]	45 min	12 hours
75°F [24°C]	30 min	8 hours
95°F [35°C]	15 min	3 hours

1. Times are approximate and are based on 75°F [24°C] cartridge temperature.
2. Surface temperature will also affect cure time. Higher surface temperature accelerates cure.
3. In cold weather, warm cartridge to accelerate cure and material flow.

Linear Coverage per 400ml Kit (ft.)*

Tread Width	Linear Coverage
1.0"	40'-50'

*Based on 1/32" thickness using 1" EZ Form™ (Item EZF1.0-xx)

Coverage also varies depending on surface type and application thickness.

Additional Information

Storage & Shelf Life: 18 months when stored in unopened containers. Store between 40°F [4°C] and 95°F [35°C].

Clean up: Clean uncured material from tools and surfaces with Heavy Duty Industrial Cleaning Wipes, denatured alcohol or mineral spirits. Cured material is removed mechanically.

Chemical Resistance: Resistant to hydrocarbons, ketones, alcohols, esters, halocarbons, aqueous salt solutions and dilute acids and bases (chemical resistance chart available).

Limited Warranty:

RGF Materials Company (RGF) warrants product to be of good quality and will replace or, at our election, refund the purchase price of any products proved to be defective. Satisfactory results depend not only upon quality products, but also upon many factors beyond our control. Therefore, except for such replacement or refund, RGF MAKES NO WARRANTY OR GUARANTEE, EXPRESSED OR IMPLIED, INCLUDING WARRANTIES OF FITNESS FOR A PARTICULAR PURPOSE RESPECTING ITS PRODUCTS, and RGF shall have no other liability with respect thereto. Any claim regarding product defect must be received in writing one (1) year from the date of shipment. No claim will be considered without such written notice or after the specified time interval. User shall determine the suitability of the products for the intended use and assume all risks and liability in connection therewith.

For Best Results

- Warm cartridge to a minimum of 75°F [24°C] before use
- Clean and dry surface before application
- Use hi-thrust [26:1] dispensing tool
- Remove EZ Form within 30 minutes after applying epoxy
- Do not touch applied epoxy for 1 hour
- Use new Mix Nozzle for each cartridge

Form-A-Tread Company

Division of RGF Materials Co. (LLC)

375 Morgan Street, Suite 1-B, Phoenixville, PA 19460

info@rgfmaterials.com

www.form-a-tread.com

Instrucciones

FORM-A-TREAD®

Instrucciones para dispensar el cartucho



1 Destornillar la tapa y quitar el tapón.

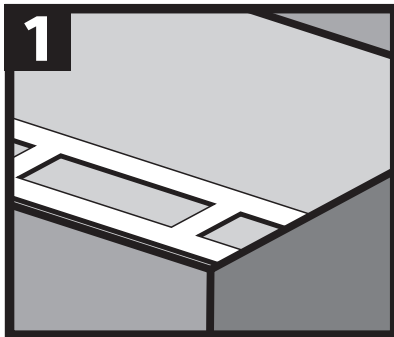


2 Dispensar una pequeña cantidad del adhesivo, distribuyéndolo uniformemente a ambos lados.

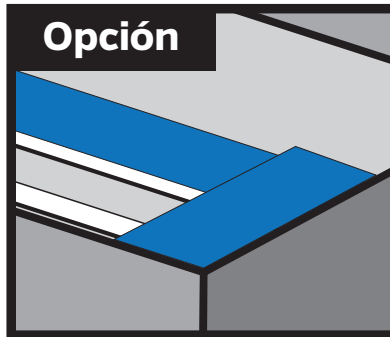


3 Atornillar el Mix Nozzle. Dispensar y desechar dos pulgadas del material adhesivo.

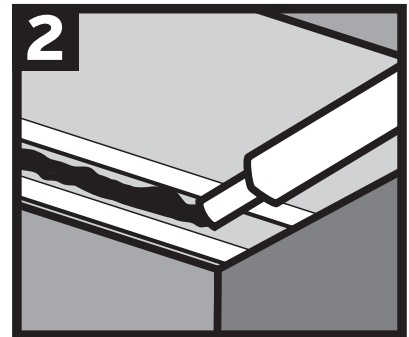
Instrucciones de instalación



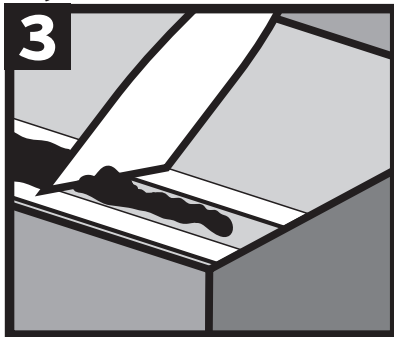
1 Aplicar EZ Form por la superficie. Quitar las cintas de conexión para dejar una banda de rodamiento conjunta.



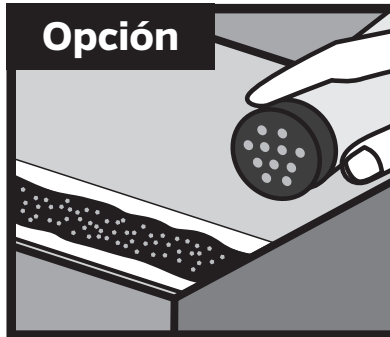
Opción
2 Aplicar la cinta de carrocería [para asegurar un borde recto y facilitar la limpieza]



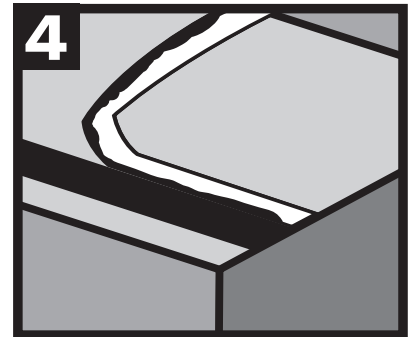
3 Consultar las instrucciones para dispensar el cartucho y aplicar Form-A-Tread.



4 Untar Form-A-Tread hasta el nivel de EZ Form.



Opción
5 Espolvorear Tread Grit [HD, LD o WS] para una obtener una textura [consultar la ficha de datos]



6 Quitar EZ Form dentro minutos.