



**Protect employees, maintain compliance
and build your best-in-class program**

Lockout Tagout Products, Services and Software



**Lockout tagout
prevents up to
250,000 incidents,
50,000 injuries
and 120 fatalities
every year.**






Table of Contents

| | |
|----------------------------------|-----------|
| Introduction | 4 |
| Resources | 12 |
| Services | 22 |
| Lockout Padlocks | 28 |
| Padlock Overview | 30 |
| SafeKey Lockout Padlocks | 32 |
| Safety Lockout Padlocks | 36 |
| Additional Padlocks | 38 |
| Padlock Labels | 42 |
| Group Lockout | 44 |
| Permit Control Stations | 46 |
| Group Lock Boxes & Hasps | 50 |
| Kits & Stations | 54 |
| Lockout Tagout Kits | 56 |
| Lockout Tagout Stations | 60 |
| Lockout & Padlock Storage | 64 |
| Devices | 68 |
| Cable Lockout Devices | 70 |
| Valve Lockout Devices | 72 |
| Electrical Lockout Devices | 76 |
| Covers & Gas/Air Lockout Devices | 86 |
| Fuse & Terminal Lockout Devices | 88 |
| Plug Lockout Devices | 89 |
| Confined Space Covers | 91 |
| Lockout Tags | 92 |
| Standard Lockout Tags | 94 |
| Specialized Lockout Tags | 96 |

LOCK IN ON LOCKOUT TAGOUT

- ▶ Create, equip and control your program with Brady



Lockout tagout means a lot



It means business

Over 2,000 citations were issued under OSHA 29 CFR 1910.147 Control of Hazardous Energy in fiscal year 2020. Each can be bruising to budgets and damaging to reputations.



It means efficiency

Seconds wasted to down equipment because procedures are misread or padlocks are misplaced add up to costly lost production and revenue.



Above all, it means lives are on the line

Lockout tagout prevents up to 250,000 incidents, 50,000 injuries and 120 fatalities every year.*

And it should mean more than just a padlock or procedure. Successful lockout tagout is an ecosystem of solutions unique to each facility. No matter where you are in your program, Brady can help you navigate the regulations to find what you need to be safe, compliant and efficient.

Discover expert services, reliable safety padlocks, durable devices and intuitive software. All designed to help you be OSHA compliant. All from the most trusted name in safety identification.

*OSHA Fact Sheet. OSHA. (2002). Retrieved July 28, 2022, from <https://www.osha.gov/sites/default/files/publications/factsheet-lockout-tagout.pdf>

CREATE

► Build, rebuild or optimize your program with **expert guidance**

Successful lockout tagout starts with a well-developed program. Because every machine, every facility, every business ... is different. How different? A typical lockout program may contain over 40 separate elements.





We start by listening. To you. To your challenges. To your goals. Then we get to work.

Leverage Brady Safety Services — our team of consultants, service pros and field engineers who can deliver a customized program using one service or a combination of services based on your needs, including:



Visual Lockout
Procedure Writing



Procedure Audits



Program Development
and Gap Analysis



Machine Inventory



Authorized Employee Training



Minor Servicing and Alternative
Energy Control Procedures

Learn more on pages 22-27 or visit
BradyID.com/Safety-Services.

EQUIP

- ▶ The right product for the right application. **Every time.**

When lives are on the line, padlocks and devices must be up to the job. With Brady, they are. We work tirelessly to solve your everyday lockout demands and ongoing challenges with innovative products — researched and tested with feedback from real safety pros. That's why every Brady product delivers superior features, performance and value.





Selection

From custom padlocks to panel lockout, our vast selection of products covers every aspect and application for lockout tagout.



Quality

Your needs are always top of mind. In-house products designed and patented by Brady bring durability, flexibility and efficiency to every job.



Expertise

Can't find what you need? We'll help. Tools and resources like our padlock selection guide walk you through, step by step. Or, consult a helpful product expert.



CONTROL

- ▶ Manage, store and sustain your program for years to come with **best-in-class software**



Lock in for long-term success with Brady LINK360® software. Meet the challenges of legacy information loss, employee turnover and changing equipment with a single, centralized cloud-based solution. Learn more at BradyID.com/LINK360.



Regulate the regular

Schedule audit
processes and reminders



Simplify tasks

Manage time-stamping
and record-keeping



Conquer compliance

Create and update
procedures and permits —
learn how on pages 16-19



Direct traffic

Facilitate reviews,
comments and approvals

Lockout Tagout Resources

- ▶ Learn, relearn or refresh your knowledge on the 6 essential program elements, lockout tips, example procedures and more. No matter where you are in your program, Brady can help. Reach out to a knowledgeable expert anytime at BradyID.com/Safety-Services.













- Common equipment by industry
- 6 elements of an OSHA-compliant lockout tagout program
- Procedures. Done right.
- How to improve lockout safety behaviors

Common equipment by industry

▶ What's all in a facility?

Depending on your industry, you may have more equipment requiring lockout tagout than you think. Here are some common types of equipment that may require lockout.

| |  Healthcare |  Education |  Food and Beverage |  Pharma |  Petroleum and Refining |  Utilities |  Pulp and Paper |  Automotive |  General Manufacturing |  Hospitality |
|-------------------------------|--|---|---|--|--|---|---|--|---|---|
| Air compressors | ● | ● | ● | ● | ● | ● | ● | ● | ● | ● |
| Vacuum pumps | ● | | | | | | | | | |
| Chillers | ● | ● | | ● | | | | | | ● |
| Boilers | ● | ● | ● | ● | ● | ● | ● | | ● | ● |
| Exhaust fans | ● | ● | ● | ● | ● | ● | ● | ● | ● | ● |
| Air dryers | ● | ● | ● | ● | | ● | | ● | ● | |
| Air conditioning/air handlers | ● | ● | ● | ● | ● | ● | ● | ● | ● | ● |
| Dehumidifiers | ● | ● | | ● | | ● | | | ● | ● |
| Heaters | ● | ● | ● | ● | ● | ● | ● | ● | ● | ● |
| Pumps | ● | ● | ● | ● | ● | ● | ● | ● | ● | ● |
| Sterilizers | ● | | | ● | | | | | | |
| Generators | ● | ● | ● | ● | ● | ● | ● | ● | ● | ● |
| Welders | | | ● | | ● | | ● | ● | ● | |
| Cranes | | | | | ● | | ● | ● | ● | |
| Jib hoists | | | | | ● | | ● | ● | ● | |
| Battery chargers | | | | | ● | | ● | ● | ● | |
| Automated equipment | | | ● | ● | | | ● | ● | ● | |
| Conveyors | | | ● | ● | | | ● | ● | ● | |
| Glue pots | | | ● | ● | | | ● | ● | ● | |
| Robotics | | | ● | ● | ● | | ● | ● | ● | |
| Drill presses | | | | | ● | | ● | ● | ● | |
| Freezers/refrigeration | ● | ● | ● | ● | | | | | | ● |
| Kitchen equipment | ● | ● | ● | | | | | | ● | ● |
| Printers | | | ● | ● | | | ● | | ● | |

6 elements

of an OSHA-compliant lockout tagout program

- ▶ Lockout tagout compliance is a mainstay on OSHA's Annual Top 10 Cited Standards. Many of those citations stem from a lack of lockout procedures, program documentation, periodic inspections or other procedural elements. And for good reason. Inadequate or incomplete programs lead to injuries and fatalities every day in the U.S. Keep your facility on track and off the list through 6 key elements.

1



Develop and document a program and policy

A written lockout policy establishes and explains the elements of your program. It's important to take into account not only OSHA's guidelines, but also custom requirements for your employees to ensure they can understand and apply the program to their workday.

Common mistakes:

- ▶ Too generic — documents not company- or site-specific
- ▶ Out of date
- ▶ Poor implementation
- ▶ Lack of employee acceptance — employees aren't involved in developing the program
- ▶ Failure to build awareness

2



Write machine- or task-specific lockout tagout procedures

Lockout procedures should: be formally documented; clearly identify equipment; specify steps for shutting down, isolating, blocking and securing equipment; and detail the placement, removal and transfer of devices.

Common mistakes:

- ▶ Overly generic or overly complicated
- ▶ Out of date
- ▶ Not easily accessible to employees
- ▶ Lack visuals

3



Identify and mark energy isolation points

Locate and identify all energy control points — valves, switches, electrical plugs and breakers — with permanently placed and standardized labels or tags. Ensure labels and tags are consistent with the equipment-specific procedures from Step 2.

Common mistakes:

- ▶ Step skipped entirely
- ▶ Tags become worn or fall off over time and aren't replaced



Program need a recharge?

The Brady Safety Services team offers from-scratch program development, training for authorized and affected employees, and more. **See pages 22-27.**



4

Conduct training

Train authorized, affected and other employees, communicate processes, and conduct periodic inspections. Training should include OSHA requirements and specific program elements, such as your machine-specific procedures.

Common mistakes:

- ▶ Disconnected from written program
- ▶ Generic and unspecific
- ▶ Unqualified instructor and vague quizzes
- ▶ Only offered for new hires



5

Provide proper lockout devices

Provide employees with the necessary devices to keep them safe. There are many products in the market, and selecting the most appropriate solution for your application is the key to lockout effectiveness. It's essential to document and use devices that best fit each lockout point.

Common mistakes:

- ▶ Insufficient inventory
- ▶ Wrong device for the job
- ▶ Devices not easily accessible
- ▶ Lost keys/locks
- ▶ Lack of device training



6

Sustain your program and procedures

Annually review, revise and update your program and procedures to create a safety culture that proactively addresses lockout tagout. This helps you maintain a world-class program instead of starting from scratch each year and reacting only when something goes wrong.

Common mistakes:

- ▶ Failure to review when equipment is changed or replaced
- ▶ Failure to review when central knowledge leaves or new employees are hired
- ▶ Step skipped entirely
- ▶ Lack regular audits and periodic inspections



Procedures. Done right.

- ▶ From compliance requirements to best practices, here are **12 key parts**.

How do your procedures compare?

● Best Practice

● Requirement under 29 CFR 1910.147 (c)(4)

Lockout/Tagout Posted Procedure

| | | | | |
|-------------------|---|------------------------------------|---|-------------------------------|
| ID#: 160-0019 | 1 | Name: Brady Good Hope - Production | 3 | Location: Compressor Room 216 |
| Created: 7/6/2019 | 2 | Description: Air Compressor #1 | | |
| Revised: 6/6/2019 | | | | |

3

4 Lockout Points

5 **Note:** Pneumatic equipment can store energy. Ensure pressures have bled off before proceeding. Arc Flash Hazard - Ensure appropriate PPE is worn prior to servicing.

6

| Step # | Action | Info | Verification |
|--------|-------------------------|--|--------------------------------------|
| 1 | Electrical E-1 480V | The E-1 Disconnect is located on the East side of the machine. Turn Disconnect to the off position and lock out. Use a Lock and hasp device. | Attempt to restart at control panel. |
| 2 | Pneumatic P-1 100PSI | The P-1 Disconnect is located on the North side of the machine. Turn Disconnect to the off position and lock out. Use a Lock and hasp device. | Verify gauge pressure reads zero. |
| 3 | Valve V-1 Condensate | The V-1 Ball Valve is located on the South side of the machine. Turn Valve to the open position to drain condensate. Dispose of condensate in compliance with local and state regulations. Tag | Verify gauge pressure reads zero. |

- 1 Logo
- 2 Equipment ID#
- 3 Facility name, location and equipment
- 4 Lockout points
- 5 Additional notes
- 6 Equipment photos
- 7 Energy source ID and magnitude
- 8 Location of isolation points, action steps to shut down, isolate, block and secure equipment, and required lockout devices
- 9 Verification
- 10 Purpose, scope and enforcement
- 11 Shutdown, lock/tag and test sequence
- 12 Restore to service sequence

BRADY
SAFETY SOFTWARE & SERVICES

1-800-443-0495
BradySafety.com

Page 1 of 1

Scope: 10 Utilize this procedure for all scheduled PM shutdowns, any maintenance task that requires you to place your body in harms way of the equipment, or if you have to leave the area while the equipment is in service.

Enforcement: Failure to properly follow lockout-tagout procedure will result in corrective action.

| # | STEP | DESCRIPTION |
|---|--------------------------|---|
| 11 SHUTDOWN, LOCK, TAG & TEST SEQUENCE | | |
| 1 | Notify Employees | Notify all affected employees that servicing or maintenance is required on a machine or equipment, and that the machine or equipment must be shut down and locked out to perform the servicing or maintenance. |
| 2 | Review Lockout Procedure | The authorized employee shall refer to the company procedure to identify the type and magnitude of the energy that the machine or equipment utilizes, shall understand the hazards of the energy, and shall know the methods to control the energy. |
| 3 | Perform Machine Stop | If the machine or equipment is operating, shut it down by the normal stopping procedure (depress the stop button, open switch, close valve, etc.). Reference machine operating procedure for normal shutdown. |
| 4 | Isolate Energy | Follow graphical lockout-tagout procedure from top to bottom to de-activate the energy isolating device(s) so that the machine or equipment is isolated from the energy source(s). NOTE: It may be necessary to dissipate the non-lockable energy sources before isolating the lockable energy sources. (i.e. lower the machine to lowest position before locking out.) |
| 5 | Lockout Energy | Lock out and tag out the energy-isolating device(s) with assigned lock(s) and tag(s). If the lock(s) need to be transferred to another employee, follow the company procedure for authorized employee transfer. |
| 6 | Dissipate Energy | Stored or residual energy (such as that in capacitors, springs, elevated machine members, rotating flywheels, hydraulic systems as well as air, gas, steam, or water pressure, etc.) must be dissipated or restrained by methods such as grounding, repositioning, blocking, bleeding down, etc. |
| 7 | Attempt Restart | Ensure that the equipment is disconnected from the energy sources by first checking that no personnel are exposed, then verify the isolation of the equipment by operating the push button or other normal operating controls or by testing to make certain the equipment will not operate. Caution: Return operating controls to neutral or "off" position after verifying the isolation of the equipment. |

| # | STEP | DESCRIPTION |
|---------------------------------------|------------------|---|
| 12 RESTORE TO SERVICE SEQUENCE | | |
| 1 | Check Machine | Check the machine or equipment and the immediate area around the machine to ensure that nonessential items have been removed and that the machine or equipment components are operationally intact. |
| 2 | Check Area | Check the work area to ensure that all employees have been safely positioned or removed from the area. |
| 3 | Verify Machine | Verify that the controls are in neutral. |
| 4 | Remove Lockout | Remove the locks, tags and lockout devices and re-energize the machine or equipment. In reverse order, follow all of the steps from the visual lockout-tagout procedure found on the previous page. Note: The removal of some forms of blocking may require re-energization of the machine before safe removal. |
| 5 | Notify Employees | Notify affected employees that the servicing or maintenance is completed and the machine or equipment is ready for use. |

Reference: OSHA 29 CFR 1910.147, Appendix A, "Typical minimal lockout procedures - 29 CFR 1910.147 App A"

Easy to learn ...
even easier with



LINK360[®]
SAFETY SOFTWARE

LINK360 software makes procedure creation, approval and maintenance easier than ever. Plus, users can translate using 19 supported languages. See how on pages 18-19.

Visit today

► BradyID.com/LINK360

Procedure creation

at your fingertips with LINK360® software

- ▶ Cloud-based LINK360® software lets you create visual lockout procedures in layout templates that best fit the needs of your program. Confined space and minor servicing document templates are also available. **Get started at BradyID.com/LINK360.**

Select from three standardized templates

Classic

- Short version ideal for direct posting on simple equipment
- Fits up to six steps on one page
- Displays all isolation points in three images

Classic Plus

- Get an image with each lockout step for better procedure clarity
- Ideal for large and complex equipment where isolation points could be in different locations
- Each isolation point has its own image

Lockout/Tagout Posted Procedure

| | | |
|---|---|-------------------------------|
| ID#: 160-0019 Created: 3/16/2019 Revised: 6/10/2019 | Title: Brady Good Hope - Production Description: Air Compressor #1 | Location: Compressor Room 216 |
|---|---|-------------------------------|

3

Lockout Points

Note: Pneumatic equipment can store energy. Ensure pressures have bled off before proceeding. Arc Flash Hazard - Ensure appropriate PPE is worn prior to servicing.

EAST VIEW

NORTH VIEW

SOUTH VIEW

| Step # | Action | Info | Verification |
|--------|---|-----------------------------|--------------------------------------|
| 1 | Electrical The E-1 Disconnect is located on the East side of the machine. Turn Disconnect to the off position and lock out. | Use a Lock and hasp device. | Attempt to restart at control panel. |
| 2 | Pneumatic The P-1 Disconnect is located on the North side of the machine. Turn Disconnect to the off position and lock out. | Use a Lock and hasp device. | Verify gauge pressure reads zero. |
| 3 | Valve Condensate The V-1 Ball Valve is located on the South side of the machine. Turn Valve to the open position to drain condensate. Dispose of condensate in compliance with local and state regulations. | Tag | Verify gauge pressure reads zero. |

SAFETY SOFTWARE & SERVICES
1-800-443-0895
BradyID.com/safety-services

Lockout/Tagout Posted Procedure

| | | |
|--|---|-------------------------------|
| ID#: 160-0019 Created: 7/6/2018 Revised: 6/10/2019 | Title: Brady Good Hope - Production Description: Air Compressor #1 | Location: Compressor Room 216 |
|--|---|-------------------------------|

3

Lockout Points

Note: Pneumatic equipment can store energy. Ensure pressures have bled off before proceeding. Arc Flash Hazard - Ensure appropriate PPE is worn prior to servicing.

| Step # | Action | Picture | Verification |
|--------|---|---------|--------------------------------------|
| 1 | Electrical The E-1 Disconnect is located on the East side of the machine. Turn Disconnect to the off position and lock out. Use a Lock and hasp device. | | Attempt to restart at control panel. |
| 2 | Pneumatic The P-1 Disconnect is located on the North side of the machine. Turn Disconnect to the off position and lock out. Use a Lock and hasp device. | | Verify gauge pressure reads zero. |
| 3 | Valve Condensate The V-1 Ball Valve is located on the South side of the machine. Turn Valve to the open position to drain condensate. Dispose of condensate in compliance with local and state regulations. Tag | | Verify gauge pressure reads zero. |

SAFETY SOFTWARE & SERVICES
1-800-443-0895
BradyID.com/safety-services

Companion Apps Add Even More Value

Smart Lockout App

Ensure employees use up-to-date procedures, verify all steps are completed and create reports. Barcodes let employees scan and see visual lockout procedures anytime, fast and easy.

Scan here to see an example



LINK360 Lockout App

Easily manage, edit, audit and create lockout tagout procedures on the go, without multiple trips between the equipment and your computer, with this software companion app.

Smart Lockout

- Features large images that correlate with both the action and verification steps
- Optimized for use in the companion Smart Lockout app. As an alternative to printed procedures, we can help you use barcodes on your equipment that can be scanned in the app to access your lockout procedures

| LINK360® Lockout/Tagout Posted Procedure | | |
|---|--|-------------------------------|
| ID#: 160-0019 Created: 7/1/2019 Revised: 7/1/2019 | Title: Brady Good Hope - Production Description: Air Compressor #1 | Location: Compressor Room 216 |
| 3 Lockout Points | Note: Pneumatic equipment can store energy. Ensure pressures have bled off before proceeding. Arc Flash Hazard - Ensure appropriate PPE is worn prior to servicing. | |
| Lockout Steps | | |
| Step # | Action and Verification | Picture |
| 1 Electrical E-1 480V | The E-1 Disconnect is located on the East side of the machine. Turn Disconnect to the off position and lock out. Use a Lock and hasp device. Attempt to restart at the control panel. | |
| 2 Pneumatic P-1 100PSI | The P-1 Ball Valve is located on the North side of the machine. Turn Valve to the off position and lock out. Use a Ball valve lockout device. Verify at the gauge that pressure has been relieved. | |
| 3 Valve V-1 Condensate | The V-1 Ball Valve is located on the South side of the machine. Turn Valve to the open position to drain condensate. Use a Ball valve lockout device. Dispose of condensate in compliance with local and state regulations. Verify gauge pressure reads "0" | |

Procedure back pages are customizable by purpose, scope and enforcement information, and sequence steps.

How to improve lockout safety behaviors

- ▶ 7 steps to make your lockout tagout program an organization-wide success



What behavioral challenges are you facing?

Brady Safety Services experts have seen them all. Get in touch to talk about gaps in your program, areas for improvement and how a Brady Safety consultation can help.

Visit today

▶ BradyID.com/Safety-Services

1 Get organization-wide buy-in

Employees need to know that the organization is fully committed to the lockout tagout program.

Tips and suggestions include:

- ▶ Employee mentoring programs
- ▶ Workplace inspections and supervisor observations
- ▶ Leading toolbox talks/training
- ▶ Authorized employee participation in annual procedure reviews, procedure development, minor servicing procedure and alternative procedures
- ▶ Addressing the gray areas
- ▶ Promoting and recognizing employee involvement with identifying hazards, safety improvements, stopping at-risk behavior and 100% follow-up

2 Implement lockout safety triggers

Post visual lockout procedures on equipment and implement a pre-task analysis process that the authorized employee completes before starting a task. Also, include centralized places where employees can find information and equipment, such as lockout stations or boards.

3 Avoid forced employee engagement

Quotas that require employees to find a certain number of hazards or at-risk behaviors during a set time period drive counterproductive behaviors, such as the same “oil on the floor” generic hazards. You’ll also lose your true gauge on which employees are engaged, because everything becomes diluted.

4 Pay special attention to change-averse employees

Ensure legacy employees fully understand any program and procedural changes and the reasoning behind them. Likewise, give them an ownership stake by involving them with development and implementation.

5 Empower employee ownership of safety suggestions

Make solution development an effort led by the safety committee, not solely the safety manager, including the employees who submitted suggestions.

6 Make your accountability program fair and consistent

While disciplinary action is usually required for blatant lockout violations, part of the investigation should always include a root cause analysis. Some accountability programs place blame solely on the employee instead of the program, process or training issues. Deal with minor violations through an employee observation program that promotes peer-to-peer risk identification. When an at-risk behavior is observed, have a positive safety conversation to change behavior.

7 Ensure upper management buys in

In order for management to provide the needed support, they need to understand the reason behind lockout tagout and the devastating consequences for not having a robust program in place. Get management out in the facility interacting with the authorized employees so they can understand applications, challenges and more.

Lockout Tagout Services

▶ *I just need padlocks.*

It's a statement we hear from safety professionals from time to time.

And our response is, ***maybe, but let's talk.***





| Energy Source | Location | Method |
|---------------|--|--|
| 4 Electrical | Disconnect is located on MCC SWB221 (BANK 1) | Tags (connected) in the off position and lock out |
| Hydraulic | ESP Valve (P1) is located on the right side of the machine | Each valve is locked in the closed position and tagged |
| Valves | ESP Valve (W1A) located on the East side of the machine | Each valve is locked in the closed position and tagged |
| Valves | ESP Valve (V1) located on the West side of the machine | Each valve is locked in the closed position and tagged |
| Pneumatic | Each valve is located on the West side of the machine | Each valve is locked in the closed position and tagged |

At Brady, we understand what it takes to take you to best in class. Because we understand the challenges you face, from budgets to turnover and more. And we know every element of a compliant lockout tagout program: regulations, procedures, devices, training, equipment types and sustainability, just to name a few. You might be equipped to handle none, some or all. And that's okay. Because a cookie-cutter approach is never our M.O. An effective Brady solution is always uniquely yours.

Leverage Brady Safety Services for:

- ▶ Visual lockout procedure writing
- ▶ Procedure audits
- ▶ Program development
- ▶ Gap analysis
- ▶ Machine inventory
- ▶ Authorized employee training
- ▶ Minor servicing and alternative energy control procedures

Leverage Our Expertise



▶ Who we are, what we do and why we do it

Brady's accomplished team of safety professionals bring decades of experience across an array of disciplines. These diverse backgrounds come together to share a common thread: we're passionate about what we do and who we do it for. Because we know our work directly affects lives and livelihoods. Discover the Brady Safety Services team difference on your next lockout tagout project today.



Project Managers

Your dedicated point of contact

- ▶ Set up and manage single- and multi-phase projects with timely updates
- ▶ Daily communication with field engineers to ensure we meet project goals
- ▶ More than 25 years of combined experience managing safety service projects in a variety of industries



Safety Solutions Owners

Seekers and discoverers working for you

- ▶ Expert knowledge and understanding of OSHA regulations and NFPA guidelines and interpretations
- ▶ Degreed engineers and safety practitioners
- ▶ Help identify current gaps and suggest improvements for your safety programs, or develop a new program
- ▶ Perform assessments and audits



Field Service Engineers

Your personal problem solvers

- ▶ Extensive experience with equipment in industrial and commercial environments
- ▶ Qualified practitioners with firsthand knowledge of pain points for operators, maintenance, contractors and safety professionals
- ▶ Undergo a 6-month onboarding process and continual quality assurance checks
- ▶ Author more than 30,000 client procedures as well as perform more than 60 arc flash risk assessments and 115 training events annually

Explore Our Services

- ▶ Build, rebuild or optimize your lockout program through a variety of customizable services



Visual Lockout Procedure Writing

Authoring lockout procedures requires a significant amount of employee time and machine-specific knowledge. Our team of field engineers apply their on-site experience and knowledge of OSHA's 29 CFR 1910.147 standard to develop highly visual, standardized procedures and templates that are easy to understand and easy to sustain in-house. You'll be able to select procedure templates, delivery options and more.

[Interested in a quote? Talk to your Brady representative about our easy 5-step process.](#)




Procedure Audits

Periodic inspection of your lockout procedures is an OSHA requirement, and critical to ensuring your procedures remain up to date. Many times, these audits are overlooked due to resource and time constraints. Let us take the pain out of the process and complete your Annual Lockout Procedure Audit.



Program Development

Lockout programs consist of compliance requirements, internal company requirements, templates and more. Let our safety practitioner assess your current lockout program elements and create your custom world-class program. Plus, you'll receive a complimentary session of lockout tagout training for up to 20 authorized employees.



Gap Analysis

It's hard to understand areas for improvement in your program when there hasn't been an issue or discrepancy. Let us evaluate both the compliance and behavioral application of your lockout program to clearly identify any gaps and provide an action plan for improvement.



Machine Inventory

Our team can help jump-start the process of creating an effective lockout program by assessing your current state using a two-pronged approach:

1. On-site walk-through — identifies specific equipment requiring lockout procedures
2. Site report — this detailed lockout equipment list identifies equipment types and the exact number of isolation points for your facility



Authorized Employee Training

Training is critical to program success and only works if employees can apply the training to their everyday work. We incorporate your custom program elements into the sessions, so your employees can go from classroom to on-the-floor application. Topics include General Awareness Training and Training for Authorized Employees. You'll receive:

- ▶ Documented lockout tagout training to meet OSHA requirements
- ▶ Train the Trainer to bring training in-house and sustain ongoing requirements
- ▶ Certificates of completion, rosters and/or quizzes
- ▶ Hands-on demonstrations



Minor Servicing and Alternative Energy Control Procedures

Some production processes have regular tasks an operator will need to perform to keep the equipment running smoothly. With these tasks being routine, repetitive and an integral part of the overall process, full lockout tagout may not be necessary if there is a safe alternative. Minor Servicing (also known as Alternative Energy Control Procedures) will document the step-by-step process for utilizing safety mechanisms to keep your operators safe while minimizing downtime.

Ready to get started?

Learn more or get in touch today!
Contact your Brady representative
or visit BradyID.com/Safety-Services.



Lockout Padlocks

Protecting workers, workflows and costs

Durable, substantial, standardized, identifiable and exclusively for safety — when you're complying with the 1910.147 lockout tagout regulation, your safety padlocks need to check every box. They do, with Brady. Rely on the safety leader for padlocks built to be part of an OSHA-compliant program. Then, explore a variety of other life-saving, time-saving, cost-saving features built in to our in-house solutions based on your specific needs. Get the program-built locks only Brady can provide.

- ▶ **Padlock Overview**
- ▶ **SafeKey Lockout Padlocks**
- ▶ **Safety Lockout Padlocks**
- ▶ **Additional Padlocks**
- ▶ **Padlock Labels**



Keys to compliance



1910.147(c)(5) OSHA Lockout Device Requirements states that lockout devices must:

- Be provided by the employer and be standardized by size, shape or color
- Be distinguishable from locks used for other purposes. Lockout locks should only be used for lockout
- Identify the individual who applied the lock (both tags and lock labels are acceptable for this purpose)
- Be capable of withstanding the usage environment and be strong enough to prevent removal except by using excessive force with special tools, such as bolt cutters
- Most importantly, whenever lockout devices are applied, they must remain under the exclusive control of the individual who attached them. No employee should be able to open a lock attached by someone else

Find the right padlock for your unique application

Every lockout program is unique, so you need options that best fit your facility. From a variety of standard body and shackle material options, you'll get the padlocks you need to fit your facility and your lockout tagout program.


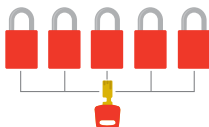
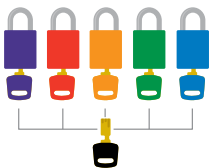
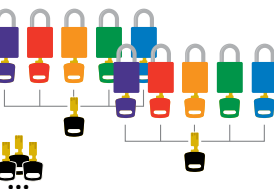


Compare options online!

View colors, styles and options side by side with our helpful comparison tool on [BradyID.com](https://bradyid.com)

|  <h3>Padlock Options</h3> <p>STYLE →</p> <p>BODY MATERIAL →</p> | <h4>SafeKey Lockout Padlocks</h4> <ul style="list-style-type: none"> • Faster ID with color-matched key and lock body • Extra-smooth key insertion and removal, even when wearing gloves • 700% more key codes to handle any size program and help ensure only verified keys open locks | <h4>Safety Lockout Padlocks</h4> <ul style="list-style-type: none"> • Classic design includes a pin tumbler lock mechanism with a jagged key design • Fewer key combinations makes it ideal for small work groups and facilities with fewer energy isolation points • Lower cost combats turnover, lost locks and tight budgets |
|---|--|--|
| <h4>Nylon</h4> <ul style="list-style-type: none"> • Ideal for electrical and general lockout applications • Nylon body is lightweight with a durable, steel shackle option or a polymer plastic shackle option that's non-conductive and non-sparking |  |  |
| <h4>Aluminum</h4> <ul style="list-style-type: none"> • Ideal for indoor and outdoor use and heavy-duty applications • Aluminum padlock with steel shackle is durable and corrosion-resistant |  |  |

Stay compliant with customization

Implement a wide range of custom options to meet OSHA's "one person, one lock, one key" guidance.

| Standard options | | |
|---|--|--|
|  | <p>Keyed different (KD)</p> | <p>Each lock is opened by its own unique key. Perfect for simple lockout applications and a manageable number of energy isolation points.</p> <p>While traditional padlocks only offer 15,000 key codes, SafeKey Lockout Padlocks offer 100,000+ key codes.</p> |
|  | <p>Keyed alike (KA)</p> | <p>Each lock in the group can be opened with the same key, reducing the number of keys needed. Ideal for employees who work on multiple machines or isolation points.</p> |
| Custom options | | |
|  | <p>Master keyed (MK)</p> | <p>Each grouping of locks (whether keyed alike or different) can be opened with a master key. Useful for larger, complex systems when supervisory access may be required.</p> <p>In master-keyed scenarios, traditional padlocks offer only 3,250 key codes, whereas SafeKey padlocks offer 15,000+ key codes.</p> |
|  | <p>Grand master keyed (GMK)</p> | <p>The grand master key can open all locks grouped into two or more master-keyed systems. Useful when supervisory or managerial access to all locks is needed.</p> <p>For very complex lockout tagout programs, grand master keyed scenarios are more important — and with traditional padlocks, you only get 150 key codes. But, with SafeKey padlocks, you'll get more than 600 possible key codes.</p> |
|  | <p>Key charting</p> | <p>By request on custom padlock orders, Brady will keep a record of and "chart" all key numbers to ensure there's no unwanted key duplication on current or future orders, depending on your unique requirements.</p> |
|  | <p>Engraving (ENG)</p> | <p>Because you need to make your locks identifiable, engraving is the best option for clarity and sustainability. Laser-engraving can be done on up to four surfaces to identify individuals, departments, work areas, serial numbers and companies. Additionally, keys can be engraved with up to 10 characters.</p> |

Your padlocks, your way

Create a custom SafeKey padlock with exactly the options you need, including engraving.



Contact a Brady custom quoting specialist at 888-272-3946 or visit BradyID.com/CustomPadlocks

Powerfully efficient



SafeKey Lockout Padlocks


Ultimate key precision and advanced key security

SafeKey Lockout Padlocks are innovatively designed with compliance and efficiency in mind. Thanks to a forward-thinking design, you get exponentially more control in your lockout program, a more versatile solution for simple to highly complex lockout needs, plus easy operation, fast identification and unmatched durability. Trust the SafeKey difference in your facility today.



Color-matched key and lock body

Make your padlocks identifiable and keep your lockout program standardized.



Custom options for your custom needs

Create custom padlocks that easily identify the owner, without the long wait of competitive options.



Added key safety

The difficult-to-duplicate key provides another way you can stay in line with OSHA's "one person, one lock, one key" guidance.




700% more key combinations

Our precision key-cutting system gives you more key codes in master and grand master keyed scenarios.

Designed for the way you work

From common-sense improvements like the color-matched key and lock body to the completely redesigned locking mechanism, every part of this padlock is designed to make your lockout program more efficient and keep you compliant.



Industrial durability

Extra durability in industrial environments with one-piece body design

Shockingly safe

Non-conductive ball bearings and driver for added electrical safety

Safe and secure

Enhanced lockout security with two side-locking bars

Smooth operator

Easy operation with smooth key design and precision steel tumbler blades

Protection from the elements

Extra protection from debris and washdown cycles with rubber shutter

Key strength

Added key durability with extra blade thickness versus traditionally cut keys

Cut through the clutter!

Color-matching helps workers find the right key for the right lock fast, the first time, to save time and frustration during lockout.



Customer favorite! Right key, right lock ... every time

SafeKey Lockout Padlocks – Nylon

- Key-retaining feature within a lightweight nylon body is ideal for electrical and general lockout applications
- Two shackle options available: durable, steel shackle or polymer plastic shackle that is non-conductive and non-sparking
- Each padlock includes one key and lock labels in English, Spanish and French; additional keys can be ordered if needed
- Body: 1.8 in. H x 1.5 in. W x 0.75 in. D; shackle diameter: 0.25 in.

1.5 in. (38 mm) steel shackle

| Color | Keyed Different 1/Pack | Keyed Different 6/Pack | Keyed Alike 3/Pack | Keyed Alike 6/Pack |
|--------|------------------------|------------------------|--------------------|--------------------|
| Red | NYL-RED-38ST-KD | NYL-RED-38ST-KD6PK | NYL-RED-38ST-KA3PK | NYL-RED-38ST-KA6PK |
| Green | NYL-GRN-38ST-KD | NYL-GRN-38ST-KD6PK | NYL-GRN-38ST-KA3PK | NYL-GRN-38ST-KA6PK |
| Orange | NYL-ORG-38ST-KD | NYL-ORG-38ST-KD6PK | NYL-ORG-38ST-KA3PK | NYL-ORG-38ST-KA6PK |
| Blue | NYL-BLU-38ST-KD | NYL-BLU-38ST-KD6PK | NYL-BLU-38ST-KA3PK | NYL-BLU-38ST-KA6PK |
| Yellow | NYL-YLW-38ST-KD | NYL-YLW-38ST-KD6PK | NYL-YLW-38ST-KA3PK | NYL-YLW-38ST-KA6PK |
| Brown | NYL-BRN-38ST-KD | NYL-BRN-38ST-KD6PK | NYL-BRN-38ST-KA3PK | NYL-BRN-38ST-KA6PK |
| White | NYL-WHT-38ST-KD | NYL-WHT-38ST-KD6PK | NYL-WHT-38ST-KA3PK | NYL-WHT-38ST-KA6PK |
| Purple | NYL-PRP-38ST-KD | NYL-PRP-38ST-KD6PK | NYL-PRP-38ST-KA3PK | NYL-PRP-38ST-KA6PK |
| Black | NYL-BLK-38ST-KD | NYL-BLK-38ST-KD6PK | NYL-BLK-38ST-KA3PK | NYL-BLK-38ST-KA6PK |



1.5 in. (38 mm) nylon shackle

| Color | Keyed Different 1/Pack | Keyed Different 6/Pack | Keyed Alike 3/Pack | Keyed Alike 6/Pack |
|--------|------------------------|------------------------|--------------------|--------------------|
| Red | NYL-RED-38PL-KD | NYL-RED-38PL-KD6PK | NYL-RED-38PL-KA3PK | NYL-RED-38PL-KA6PK |
| Green | NYL-GRN-38PL-KD | NYL-GRN-38PL-KD6PK | NYL-GRN-38PL-KA3PK | NYL-GRN-38PL-KA6PK |
| Orange | NYL-ORG-38PL-KD | NYL-ORG-38PL-KD6PK | NYL-ORG-38PL-KA3PK | NYL-ORG-38PL-KA6PK |
| Blue | NYL-BLU-38PL-KD | NYL-BLU-38PL-KD6PK | NYL-BLU-38PL-KA3PK | NYL-BLU-38PL-KA6PK |
| Yellow | NYL-YLW-38PL-KD | NYL-YLW-38PL-KD6PK | NYL-YLW-38PL-KA3PK | NYL-YLW-38PL-KA6PK |
| Brown | NYL-BRN-38PL-KD | NYL-BRN-38PL-KD6PK | NYL-BRN-38PL-KA3PK | NYL-BRN-38PL-KA6PK |
| White | NYL-WHT-38PL-KD | NYL-WHT-38PL-KD6PK | NYL-WHT-38PL-KA3PK | NYL-WHT-38PL-KA6PK |
| Purple | NYL-PRP-38PL-KD | NYL-PRP-38PL-KD6PK | NYL-PRP-38PL-KA3PK | NYL-PRP-38PL-KA6PK |
| Black | NYL-BLK-38PL-KD | NYL-BLK-38PL-KD6PK | NYL-BLK-38PL-KA3PK | NYL-BLK-38PL-KA6PK |



3.0 in. (76 mm) steel shackle

| Color | Keyed Different 1/Pack |
|--------|------------------------|
| Red | NYL-RED-76ST-KD |
| Green | NYL-GRN-76ST-KD |
| Orange | NYL-ORG-76ST-KD |
| Blue | NYL-BLU-76ST-KD |
| Yellow | NYL-YLW-76ST-KD |
| Brown | NYL-BRN-76ST-KD |
| White | NYL-WHT-76ST-KD |
| Purple | NYL-PRP-76ST-KD |
| Black | NYL-BLK-76ST-KD |



SafeKey Lockout Padlocks – Compact, Nylon

- Extremely compact and lightweight design ideal for use in small spaces in electrical and maintenance applications
- Two shackle options available: aluminum shackle or polymer plastic shackle that is non-conductive and non-sparking
- Each padlock includes one key and lock labels in English, Spanish and French; additional keys can be ordered if needed
- Key-retaining feature helps prevent lost keys
- Body: 1.7 in. H x 1.25 in. W x 0.75 in. D; shackle diameter: 0.17 in.

1.0 in. (25 mm) nylon shackle

| Color | Keyed Different 1/Pack | Keyed Different 6/Pack | Keyed Alike 3/Pack | Keyed Alike 6/Pack |
|--------|------------------------|------------------------|--------------------|--------------------|
| Red | CPT-RED-25PL-KD | CPT-RED-25PL-KD6PK | CPT-RED-25PL-KA3PK | CPT-RED-25PL-KA6PK |
| Green | CPT-GRN-25PL-KD | CPT-GRN-25PL-KD6PK | CPT-GRN-25PL-KA3PK | CPT-GRN-25PL-KA6PK |
| Orange | CPT-ORG-25PL-KD | CPT-ORG-25PL-KD6PK | CPT-ORG-25PL-KA3PK | CPT-ORG-25PL-KA6PK |
| Blue | CPT-BLU-25PL-KD | CPT-BLU-25PL-KD6PK | CPT-BLU-25PL-KA3PK | CPT-BLU-25PL-KA6PK |
| Yellow | CPT-YLW-25PL-KD | CPT-YLW-25PL-KD6PK | CPT-YLW-25PL-KA3PK | CPT-YLW-25PL-KA6PK |
| Brown | CPT-BRN-25PL-KD | CPT-BRN-25PL-KD6PK | CPT-BRN-25PL-KA3PK | CPT-BRN-25PL-KA6PK |
| White | CPT-WHT-25PL-KD | CPT-WHT-25PL-KD6PK | CPT-WHT-25PL-KA3PK | CPT-WHT-25PL-KA6PK |
| Purple | CPT-PRP-25PL-KD | CPT-PRP-25PL-KD6PK | CPT-PRP-25PL-KA3PK | CPT-PRP-25PL-KA6PK |
| Black | CPT-BLK-25PL-KD | CPT-BLK-25PL-KD6PK | CPT-BLK-25PL-KA3PK | CPT-BLK-25PL-KA6PK |



Color and material options to fit any program

SafeKey Lockout Padlocks – Compact, Nylon (continued)

1.0 in. (25 mm) aluminum shackle

| Color | Keyed Different 1/Pack | Keyed Different 6/Pack |
|--------|---------------------------|---------------------------|
| Red | CPT-RED-25AL-KD | CPT-RED-25AL-KD6PK |
| Green | CPT-GRN-25AL-KD | CPT-GRN-25AL-KD6PK |
| Orange | CPT-ORG-25AL-KD | CPT-ORG-25AL-KD6PK |
| Blue | CPT-BLU-25AL-KD | CPT-BLU-25AL-KD6PK |
| Yellow | CPT-YLW-25AL-KD | CPT-YLW-25AL-KD6PK |
| Brown | CPT-BRN-25AL-KD | CPT-BRN-25AL-KD6PK |
| White | CPT-WHT-25AL-KD | CPT-WHT-25AL-KD6PK |
| Purple | CPT-PRP-25AL-KD | CPT-PRP-25AL-KD6PK |
| Black | CPT-BLK-25AL-KD | CPT-BLK-25AL-KD6PK |



1.5 in. (38 mm) aluminum shackle

| Color | Keyed Different 1/Pack | Keyed Different 6/Pack |
|--------|---------------------------|---------------------------|
| Red | CPT-RED-38AL-KD | CPT-RED-38AL-KD6PK |
| Green | CPT-GRN-38AL-KD | CPT-GRN-38AL-KD6PK |
| Orange | CPT-ORG-38AL-KD | CPT-ORG-38AL-KD6PK |
| Blue | CPT-BLU-38AL-KD | CPT-BLU-38AL-KD6PK |
| Yellow | CPT-YLW-38AL-KD | CPT-YLW-38AL-KD6PK |
| Brown | CPT-BRN-38AL-KD | CPT-BRN-38AL-KD6PK |
| White | CPT-WHT-38AL-KD | CPT-WHT-38AL-KD6PK |
| Purple | CPT-PRP-38AL-KD | CPT-PRP-38AL-KD6PK |
| Black | CPT-BLK-38AL-KD | CPT-BLK-38AL-KD6PK |



SafeKey Lockout Padlocks – Aluminum

- Ideal for indoor or outdoor use plus heavy-duty applications
- Aluminum padlock with steel shackle provides corrosion resistance
- Each padlock includes one key; additional keys can be ordered if needed
- Non-key-retaining
- Body: 1.8 in. H x 1.5 in. W x 0.75 in. D; shackle diameter: 0.25 in.

1.5 in. (38 mm) steel shackle

| Color | Keyed Different 1/Pack | Keyed Different 6/Pack | Keyed Alike 3/Pack | Keyed Alike 6/Pack |
|--------|---------------------------|---------------------------|-----------------------|-----------------------|
| Red | ALU-RED-38ST-KD | ALU-RED-38ST-KD6PK | ALU-RED-38ST-KA3PK | ALU-RED-38ST-KA6PK |
| Green | ALU-GRN-38ST-KD | ALU-GRN-38ST-KD6PK | ALU-GRN-38ST-KA3PK | ALU-GRN-38ST-KA6PK |
| Orange | ALU-ORG-38ST-KD | ALU-ORG-38ST-KD6PK | ALU-ORG-38ST-KA3PK | ALU-ORG-38ST-KA6PK |
| Blue | ALU-BLU-38ST-KD | ALU-BLU-38ST-KD6PK | ALU-BLU-38ST-KA3PK | ALU-BLU-38ST-KA6PK |
| Yellow | ALU-YLW-38ST-KD | ALU-YLW-38ST-KD6PK | ALU-YLW-38ST-KA3PK | ALU-YLW-38ST-KA6PK |
| Brown | ALU-BRN-38ST-KD | ALU-BRN-38ST-KD6PK | ALU-BRN-38ST-KA3PK | ALU-BRN-38ST-KA6PK |
| Silver | ALU-SLV-38ST-KD | ALU-SLV-38ST-KD6PK | ALU-SLV-38ST-KA3PK | ALU-SLV-38ST-KA6PK |
| Purple | ALU-PRP-38ST-KD | ALU-PRP-38ST-KD6PK | ALU-PRP-38ST-KA3PK | ALU-PRP-38ST-KA6PK |
| Black | ALU-BLK-38ST-KD | ALU-BLK-38ST-KD6PK | ALU-BLK-38ST-KA3PK | ALU-BLK-38ST-KA6PK |



3.0 in. (76 mm) steel shackle

| Color | Keyed Different 1/Pack | Keyed Different 6/Pack | Keyed Alike 3/Pack | Keyed Alike 6/Pack |
|--------|---------------------------|---------------------------|-----------------------|-----------------------|
| Red | ALU-RED-76ST-KD | ALU-RED-76ST-KD6PK | ALU-RED-76ST-KA3PK | ALU-RED-76ST-KA6PK |
| Green | ALU-GRN-76ST-KD | ALU-GRN-76ST-KD6PK | ALU-GRN-76ST-KA3PK | ALU-GRN-76ST-KA6PK |
| Orange | ALU-ORG-76ST-KD | ALU-ORG-76ST-KD6PK | ALU-ORG-76ST-KA3PK | ALU-ORG-76ST-KA6PK |
| Blue | ALU-BLU-76ST-KD | ALU-BLU-76ST-KD6PK | ALU-BLU-76ST-KA3PK | ALU-BLU-76ST-KA6PK |
| Yellow | ALU-YLW-76ST-KD | ALU-YLW-76ST-KD6PK | ALU-YLW-76ST-KA3PK | ALU-YLW-76ST-KA6PK |
| Brown | ALU-BRN-76ST-KD | ALU-BRN-76ST-KD6PK | ALU-BRN-76ST-KA3PK | ALU-BRN-76ST-KA6PK |
| Silver | ALU-SLV-76ST-KD | ALU-SLV-76ST-KD6PK | ALU-SLV-76ST-KA3PK | ALU-SLV-76ST-KA6PK |
| Purple | ALU-PRP-76ST-KD | ALU-PRP-76ST-KD6PK | ALU-PRP-76ST-KA3PK | ALU-PRP-76ST-KA6PK |
| Black | ALU-BLK-76ST-KD | ALU-BLK-76ST-KD6PK | ALU-BLK-76ST-KA3PK | ALU-BLK-76ST-KA6PK |



Solidly simple



Safety Lockout Padlocks

Reliable lockout security at a price you'll love

Help ensure workers stay safe from hazardous energy during servicing and repair with strong, efficient and cost-effective Safety Lockout Padlocks from Brady.

Ultimate single-worker convenience

Stock up on our slimmest kit with its keyed-different padlock and reusable tag that helps keep workers ready and compliant with OSHA's "one person, one lock, one key."

Nylon Safety Lockout Padlock and Tag Kit

Ideal for those needing just one lock and one tag. Kit includes:

- 1 - Safety Lockout Padlock, Nylon
- 1 - Heavy-Duty Polyester Tag
- 1 - Nylon Cable Tie

| Color | Catalog # | Description |
|-------|-----------|----------------------------------|
| Red | 153673 | Nylon Safety Lockout Padlock Kit |



Find more lockout tagout kits on pages 56-59 or visit BradyID.com.

Built for safety and your budget

Safety Lockout Padlocks – Nylon

- Key-retaining feature within a lightweight nylon body is ideal for electrical and general lockout applications
- Two shackle options available: durable, steel shackle or polymer plastic shackle that is non-conductive and non-sparking
- Each padlock includes one key and lock labels in English, Spanish and French; additional keys can be ordered if needed
- Body: 1.77 in. H x 1.5 in. W x 0.82 in. D; shackle diameter: 0.25 in.



1.5 in. (38 mm) steel shackle

| Color | Keyed Different 1/Pack | Keyed Different 6/Pack | Keyed Alike 6/Pack | Keyed Different 12/Pack | Keyed Alike 12/Pack | Keyed Different 24/Pack | Keyed Alike 24/Pack |
|--------|------------------------|------------------------|--------------------|-------------------------|---------------------|-------------------------|---------------------|
| Red | SDPL-RED-38ST-KD | SDPL-RED-38ST-KD6 | SDPL-RED-38ST-KA6 | SDPL-RED-38ST-KD12 | SDPL-RED-38ST-KA12 | SDPL-RED-38ST-KD24 | SDPL-RED-38ST-KA24 |
| Green | SDPL-GRN-38ST-KD | SDPL-GRN-38ST-KD6 | SDPL-GRN-38ST-KA6 | | | | |
| Orange | SDPL-ORG-38ST-KD | SDPL-ORG-38ST-KD6 | SDPL-ORG-38ST-KA6 | | | | |
| Blue | SDPL-BLU-38ST-KD | SDPL-BLU-38ST-KD6 | SDPL-BLU-38ST-KA6 | | | | |
| Yellow | SDPL-YLW-38ST-KD | SDPL-YLW-38ST-KD6 | SDPL-YLW-38ST-KA6 | | | | |




1.5 in. (38 mm) nylon shackle

| Color | Keyed Different 1/Pack | Keyed Different 6/Pack | Keyed Alike 6/Pack | Keyed Different 12/Pack | Keyed Alike 12/Pack | Keyed Different 24/Pack | Keyed Alike 24/Pack |
|--------|------------------------|------------------------|--------------------|-------------------------|---------------------|-------------------------|---------------------|
| Red | SDPL-RED-38PL-KD | SDPL-RED-38PL-KD6 | SDPL-RED-38PL-KA6 | SDPL-RED-38PL-KD12 | SDPL-RED-38PL-KA12 | SDPL-RED-38PL-KD24 | SDPL-RED-38PL-KA24 |
| Green | SDPL-GRN-38PL-KD | SDPL-GRN-38PL-KD6 | SDPL-GRN-38PL-KA6 | | | | |
| Orange | SDPL-ORG-38PL-KD | SDPL-ORG-38PL-KD6 | SDPL-ORG-38PL-KA6 | | | | |
| Blue | SDPL-BLU-38PL-KD | SDPL-BLU-38PL-KD6 | SDPL-BLU-38PL-KA6 | | | | |
| Yellow | SDPL-YLW-38PL-KD | SDPL-YLW-38PL-KD6 | SDPL-YLW-38PL-KA6 | | | | |

Safety Lockout Padlocks – Aluminum

- Ideal for indoor or outdoor use plus heavy-duty applications
- Aluminum padlock with steel shackle provides corrosion resistance
- Each padlock includes one key; additional keys can be ordered if needed
- Key-retaining feature helps prevent lost keys
- Body: 1.8 in. H x 1.5 in. W x 0.75 in. D; shackle diameter: 0.25 in.



1.5 in. (38 mm) steel shackle

| Color | Keyed Different 1/Pack | Keyed Different 6/Pack | Keyed Alike 6/Pack | Keyed Different 12/Pack | Keyed Alike 12/Pack | Keyed Different 24/Pack | Keyed Alike 24/Pack |
|--------|------------------------|------------------------|--------------------|-------------------------|---------------------|-------------------------|---------------------|
| Red | SDAL-RED-38ST-KD | SDAL-RED-38ST-KD6 | SDAL-RED-38ST-KA6 | SDAL-RED-38ST-KD12 | SDAL-RED-38ST-KA12 | SDAL-RED-38ST-KD24 | SDAL-RED-38ST-KA24 |
| Green | SDAL-GRN-38ST-KD | SDAL-GRN-38ST-KD6 | SDAL-GRN-38ST-KA6 | | | | |
| Orange | SDAL-ORG-38ST-KD | SDAL-ORG-38ST-KD6 | SDAL-ORG-38ST-KA6 | | | | |
| Blue | SDAL-BLU-38ST-KD | SDAL-BLU-38ST-KD6 | SDAL-BLU-38ST-KA6 | | | | |
| Yellow | SDAL-YLW-38ST-KD | SDAL-YLW-38ST-KD6 | SDAL-YLW-38ST-KA6 | | | | |



Additional Padlocks

Select from a wide variety of options designed to be part of an OSHA-compliant lockout tagout program.



Lockout Padlocks – Compact, Nylon

- Easily fits in small spaces, making it ideal for electrical contractors, maintenance and electricians
- 5-pin cylinder can support same keying system as regular Nylon Lockout Padlock
- Fiberglass reinforced nylon body for added impact resistance
- Lock body: 1.4 in. x 1.2 in. x 0.625 in.
- Shackle clearance: 1 in.; shackle diameter 0.2 in.
- Each padlock includes 1 key and lock labels in English, Spanish and French

1 in. steel shackle

| Color | Keyed Different 1/Pack | Keyed Different 6/Pack | Keyed Alike 3/Pack | Keyed Alike 6/Pack |
|--------|------------------------|------------------------|--------------------|--------------------|
| Red | 143150 | 118926 | 118953 | 118954 |
| Green | 143152 | 118927 | 118955 | 118956 |
| Orange | 143154 | 118928 | 118957 | 118958 |
| Blue | 143156 | 118929 | 118959 | 118960 |
| Yellow | 143158 | 118930 | 118961 | 118962 |
| Brown | 143160 | 118931 | 118963 | 118964 |
| White | 143162 | 118932 | 118965 | 118966 |
| Purple | 143164 | 118933 | 118967 | 118968 |
| Black | 143166 | 118934 | 118969 | 118970 |



Lockout Padlocks – Nylon

- Lightweight, non-conductive and non-sparking body
- 6-pin cylinder resists tampering
- Fiberglass-reinforced nylon body and triple-coated hardened steel shackle
- Lock body: 1.75 in. x 1.25 in. x 0.8 in.
- Shackle clearance: 1.5 in.; shackle diameter: 0.25 in.
- Each padlock includes 1 key and lock labels in English, Spanish and French

1.5 in. steel shackle

| Color | Keyed Different 1/Pack | Keyed Different 6/Pack | Keyed Alike 3/Pack | Keyed Alike 6/Pack |
|--------|------------------------|------------------------|--------------------|--------------------|
| Red | 99552 | 51339 | 105886 | 105890 |
| Green | 99564 | 51345 | 105889 | 105893 |
| Orange | 99576 | 51347 | 123268 | 123270 |
| Blue | 99556 | 51344 | 105887 | 105891 |
| Yellow | 99570 | 51346 | 105888 | 105892 |
| Brown | 103033 | 101956 | 118947 | 118948 |
| White | 143123 | 118925 | 118949 | 118950 |
| Purple | 104919 | 104916 | 118951 | 118952 |
| Black | 99580 | 51353 | 123269 | 123271 |

Special circumstances call for specialized locks



Combination Padlock

Compact, lightweight lock with steel shackle and 4-digit resettable code

| Catalog # | Description |
|-----------|---------------------|
| 101963 | Combination Padlock |



Compact Cable Padlock

- Flexible cable lets you angle and twist padlock or lock out multiple energy isolation points
- Nylon body: 1.31 in. x 1.25 in.

Compact Cable Padlock – Nylon Body, Steel Cable

| Color | Cable Length | Keyed Different 1/Pack | Keyed Alike 6/Pack |
|--------|----------------------|------------------------|--------------------|
| Red | Short 7.87 in. cable | 146120 | 146128 |
| Red | Long 15.75 in. cable | 146124 | 146132 |
| Yellow | Short 7.87 in. cable | 146121 | 146129 |
| Yellow | Long 15.75 in. cable | 146125 | 146133 |
| Blue | Short 7.87 in. cable | 146122 | 146130 |
| Blue | Long 15.75 in. cable | 146126 | 146134 |
| Green | Short 7.87 in. cable | 146123 | 146131 |
| Green | Long 15.75 in. cable | 146127 | 146135 |



Lockout Padlocks – Nylon

- Lightweight, non-conductive and non-sparking body
- 6-pin cylinder resists tampering
- Fiberglass-reinforced nylon body with non-conductive nylon shackle
- Lock body: 1.75 in. x 1.25 in. x 0.8 in.
- Shackle clearance: 1.5 in.; shackle diameter: 0.25 in.
- Each padlock includes 1 key and lock labels in English, Spanish and French



Long-Body Lockout Padlocks – Nylon

- More space to add identification with 3-in.-long body
- Lightweight, non-conductive and non-sparking body
- 6-pin cylinder resists tampering
- Fiberglass-reinforced nylon body and triple-coated hardened steel shackle
- Lock body: 3 in. x 1.25 in. x 0.8 in.
- Shackle clearance: 1.5 in.; shackle diameter: 0.25 in.
- Each padlock includes 1 key and lock labels in English/Spanish and English/French

1.5 in. nylon shackle

| Color | Keyed Different 1/Pack | Keyed Different 6/Pack | Keyed Alike 3/Pack | Keyed Alike 6/Pack |
|--------|------------------------|------------------------|--------------------|--------------------|
| Red | 123324 | 123351 | 123333 | 123342 |
| Green | 123326 | 123353 | 123335 | 123344 |
| Orange | 123328 | 123355 | 123337 | 123346 |
| Blue | 123325 | 123352 | 123334 | 123343 |
| Yellow | 123327 | 123354 | 123336 | 123345 |
| Brown | 123330 | 123357 | 123339 | 123348 |
| White | 123332 | 123359 | 123341 | 123350 |
| Purple | 123331 | 123358 | 123340 | 123349 |
| Black | 123329 | 123356 | 123338 | 123347 |

1.5 in. steel shackle

| Color | Keyed Different 1/Pack | Keyed Different 6/Pack | Keyed Alike 3/Pack | Keyed Alike 6/Pack |
|--------|------------------------|------------------------|--------------------|--------------------|
| Red | 123405 | 123396 | 123414 | 123423 |
| Green | 123407 | 123398 | 123416 | 123425 |
| Orange | 123409 | 123400 | 123418 | 123427 |
| Blue | 123406 | 123397 | 123415 | 123424 |
| Yellow | 123408 | 123399 | 123417 | 123426 |
| Brown | 123411 | 123402 | 123420 | 123429 |
| White | 123413 | 123404 | 123422 | 123431 |
| Purple | 123412 | 123403 | 123421 | 123430 |
| Black | 123410 | 123401 | 123419 | 123428 |



Key-Retaining Lockout Padlocks – Laminated Steel

- Key-retaining safety feature prevents key from being removed until shackle is closed
- Reinforced laminated steel withstands severe physical abuse while hardened steel shackle resists tampering, cutting, prying and rusting
- Body plates individually coated for superior rust protection
- 5-pin cylinder offers more unique key cuts, better tamper resistance than conventional 4-pin locks
- Colored bumpers supplied for identification (custom stamping available)
- Made from recycled material
- Each padlock includes 1 key; custom keying and charting available; lock labels sold separately
- Lock body: 1.2 in. x 1.313 in. x 1 in.
- Shackle clearance: 0.75 in., 2 in. or 3 in.; shackle diameter: 0.27 in.



0.75 in. steel shackle

| Color | Keyed Different 1/Pack | Keyed Different 6/Pack |
|--------|------------------------|------------------------|
| Red | 143126 | 118935 |
| Green | 143128 | 118936 |
| Blue | 143130 | 118937 |
| Yellow | 143132 | 118938 |
| White | 143134 | 118939 |
| Black | 143136 | 118940 |
| Brown | 123272 | 123280 |
| Purple | 123273 | 123281 |



2 in. steel shackle

| Color | Keyed Different 1/Pack | Keyed Different 6/Pack | Keyed Alike 3/Pack | Keyed Alike 6/Pack |
|--------|------------------------|------------------------|--------------------|--------------------|
| Red | 143144 | 118944 | 118977 | 118978 |
| Green | 143142 | 118943 | 118975 | 118976 |
| Blue | 143140 | 118942 | 118973 | 118974 |
| Yellow | 143148 | 118946 | 118981 | 118982 |
| White | 143146 | 118945 | 118979 | 118980 |
| Black | 143138 | 118941 | 118971 | 118972 |
| Brown | 123274 | 123282 | 123276 | 123278 |
| Purple | 123275 | 123283 | 123277 | 123279 |



3 in. steel shackle

| Color | Keyed Different 1/Pack | Keyed Different 6/Pack | Keyed Alike 3/Pack | Keyed Alike 6/Pack |
|--------|------------------------|------------------------|--------------------|--------------------|
| Red | 123244 | 123236 | 123252 | 123260 |
| Green | 123245 | 123237 | 123253 | 123261 |
| Blue | 123246 | 123238 | 123254 | 123262 |
| Yellow | 123247 | 123239 | 123255 | 123263 |
| White | 123248 | 123240 | 123256 | 123264 |
| Black | 123249 | 123241 | 123257 | 123265 |
| Brown | 123250 | 123242 | 123258 | 123266 |
| Purple | 123251 | 123243 | 123259 | 123267 |



Lockout Padlocks – Laminated Steel

- Reinforced laminated steel withstands severe physical abuse while hardened steel shackle resists tampering
- Body plates individually coated for superior rust protection
- 5-pin cylinder offers more unique key cuts, better tamper resistance than conventional 4-pin locks
- Colored bumpers supplied for identification
- Each padlock includes 1 key; custom keying and charting available; lock labels sold separately
- Lock body: 1.33 in. x 1.188 in. x 0.875 in.
- Shackle clearance: 0.75 in. or 2 in.; shackle diameter: 0.27 in.



0.75 in. steel shackle

| Color | Keyed Different 1/Pack | Keyed Different 6/Pack |
|--------|------------------------|------------------------|
| Red | 99500 | 51279 |
| Blue | 99504 | 51280 |
| Green | 99508 | 51281 |
| Yellow | 99512 | 51282 |
| Orange | 99516 | 51283 |
| Black | 99520 | 51284 |
| Brown | 101957 | 102696 |
| Purple | 104920 | 104917 |



2 in. steel shackle

| Color | Keyed Different 1/Pack | Keyed Different 6/Pack | Keyed Alike 3/Pack | Keyed Alike 6/Pack |
|--------|------------------------|------------------------|--------------------|--------------------|
| Red | 99524 | 51290 | 105894 | 105898 |
| Blue | 99528 | 51291 | 105895 | 105899 |
| Green | 99533 | 51292 | 105897 | 105901 |
| Yellow | 99539 | 51297 | 105896 | 105900 |
| Orange | 99543 | 51298 | - | - |
| Black | 99548 | 51299 | - | - |
| Brown | 101958 | 102698 | - | - |
| Purple | 104921 | 104918 | - | - |



Lockout Padlocks – Aluminum

- Lightest-weight aluminum lock in the market and made from recycled material
- Aluminum shackle has superior spark and corrosion resistance
- Reserved paracentric keyway provides optimal security (prevents someone from getting a copy made at a local key shop)
- Anodized aluminum finish gives better fade resistance when used outdoors
- FDA-approved lubricant in cylinder
- Shackle clearance: 1 in., 1.5 in. or 3 in.; shackle diameter: 0.25 in.
- Compact body: 1.25 in. x 1.25 in.; regular body: 1.6 in. x 1.25 in. x 0.75 in.
- Compact body has a 5-pin cylinder. Regular body has 6-pin cylinder for more unique key changes and tamper resistance
- Each padlock includes 2 keys; custom keying and charting available; lock labels sold separately



Compact body with 1 in. aluminum shackle

| Color | Keyed Different 1/Pack | Keyed Different 6/Pack | Keyed Alike 3/Pack | Keyed Alike 6/Pack |
|--------|------------------------|------------------------|--------------------|--------------------|
| Red | 133270 | 133261 | 133279 | 133288 |
| Blue | 133271 | 133262 | 133280 | 133289 |
| Green | 133272 | 133263 | 133281 | 133290 |
| Yellow | 133273 | 133264 | 133282 | 133291 |
| Orange | 133274 | 133265 | 133283 | 133292 |
| Black | 133275 | 133266 | 133284 | 133293 |
| Brown | 133276 | 133267 | 133285 | 133294 |
| Purple | 133277 | 133268 | 133286 | 133295 |
| Silver | 133278 | 133269 | 133287 | 133296 |



1 in. aluminum shackle

| Color | Keyed Different 1/Pack | Keyed Different 6/Pack |
|--------|------------------------|------------------------|
| Red | 99608 | 51360 |
| Blue | 99609 | 51361 |
| Green | 99610 | 51362 |
| Yellow | 99611 | 51363 |
| Orange | 99612 | 51368 |
| Black | 99613 | 51369 |
| Brown | 104574 | 104575 |
| Purple | 104572 | 104573 |
| Silver | 123320 | 123322 |



1.5 in. aluminum shackle

| Color | Keyed Different 1/Pack | Keyed Different 6/Pack | Keyed Alike 3/Pack | Keyed Alike 6/Pack |
|--------|------------------------|------------------------|--------------------|--------------------|
| Red | 99615 | 51370 | 105902 | 105882 |
| Blue | 99616 | 51371 | 105903 | 105883 |
| Green | 99617 | 51376 | 105881 | 105885 |
| Yellow | 99618 | 51377 | 105904 | 105884 |
| Orange | 99619 | 51378 | 123432 | 123437 |
| Black | 99620 | 50274 | 123433 | 123438 |
| Brown | 104578 | 104579 | 123434 | 123439 |
| Purple | 104576 | 104577 | 123435 | 123440 |
| Silver | 123321 | 123323 | 123436 | 123441 |



3 in. aluminum shackle

| Color | Keyed Different 1/Pack | Keyed Different 6/Pack | Keyed Alike 3/Pack | Keyed Alike 6/Pack |
|--------|------------------------|------------------------|--------------------|--------------------|
| Red | 123293 | 123284 | 123302 | 123311 |
| Blue | 123294 | 123285 | 123303 | 123312 |
| Green | 123295 | 123286 | 123304 | 123313 |
| Yellow | 123296 | 123287 | 123305 | 123314 |
| Orange | 123297 | 123288 | 123306 | 123315 |
| Black | 123298 | 123289 | 123307 | 123316 |
| Brown | 123299 | 123290 | 123308 | 123317 |
| Purple | 123300 | 123291 | 123309 | 123318 |
| Silver | 123301 | 123292 | 123310 | 123319 |



Padlock Labels

Simplify and speed up identification

When it comes to making padlocks identifiable as required by OSHA, padlock labels send a clear message. Ensure workers know immediately when a padlock is locking out an isolation point, the danger that interfering actions could have, and what authorized worker is performing work with colors that grab attention and label materials built to last.

Add safety with photo labels

Padlock labels customized with photos, names and contact information are an effective way for your facility to identify authorized workers and their equipment. And they're easier than you think, thanks to the BradyJet J2000 Color Label Printer.

Print templated or create custom labels on site and on demand. DIY printing can cost you less over time vs. preprinted labels.

Talk to your Brady representative or visit BradyID.com/BradyJet.



*Inkjet Polypropylene Label for J2000:
J20-179-7425J*



Online support

Get your product questions answered in real time with live chat when you visit BradyID.com.



Labels for SafeKey Lockout Padlocks

- Labels help send a clear message when machine is down for service or maintenance
- Keep track of your Brady SafeKey Lockout Padlocks by writing who owns each padlock on each label

| Catalog # | Description | Size | Qty. |
|-----------|--------------------------|---------------------------|---------|
| 150556 | English, French, Spanish | Compact 0.89 in. x 1 in. | 6 cards |
| 150555 | English, French, Spanish | Standard 1.12 in. x 1 in. | 6 cards |
| 65508 | Lock Label Overlaminates | 1 in. x 6 in. | 40 |



Labels for Steel Padlocks

- Durable vinyl labels include overlamine strips
- Labels accept pencil, pen or marker
- Designed to fit steel padlocks

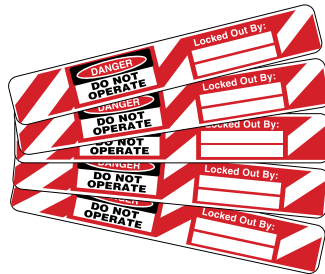
| Catalog # | Description | Size | Qty. |
|-----------|-------------|--------------------|------|
| 50280 | English | 0.75 in. x 4.5 in. | 6 |
| 50281 | Spanish | 0.75 in. x 4.5 in. | 6 |
| 50283 | French | 0.75 in. x 4.5 in. | 6 |



Labels for Steel Padlocks

- Durable vinyl labels accept pencil, pen or marker
- Designed to fit steel padlocks

| Catalog # | Size | Qty. |
|-----------|------------------|------|
| 121448 | 0.75 in. x 5 in. | 40 |



Self-Laminating Labels for Steel Padlocks

- Durable vinyl labels accept pencil, pen or marker
- Designed to fit steel padlocks

| Catalog # | Size | Qty. |
|-----------|-------------------|------|
| 121449 | 0.625 in. x 4 in. | 5 |



Wrap-Around Labels for Steel Padlocks

- Labels accept pencil, pen or marker
- Designed to fit steel padlocks

| Catalog # | Size | Qty. |
|-----------|--------------------|------|
| LID-3 | 0.75 in. x 4.5 in. | 25 |



Labels for Nylon Padlocks

- Durable vinyl labels accept pencil, pen or marker
- Designed to fit nylon padlocks
- Labels supplied with multiple languages

| Catalog # | Description | Qty. |
|-----------|------------------------|--------------------|
| 51379 | English/Spanish/French | 6 of each language |



Labels for Aluminum Padlocks

- Durable vinyl labels accept pencil, pen or marker
- Designed to fit aluminum padlocks

| Catalog # | Description | Size | Qty. |
|-----------|-------------|-------------------|------|
| 50289 | English | 0.8 in. x 1.1 in. | 6 |
| 50292 | Spanish | 0.8 in. x 1.1 in. | 6 |
| 50293 | French | 0.8 in. x 1.1 in. | 6 |



Lock Label Overlaminates

- Clear overlamine protects existing lock label from dirt and grease
- Lock label sold separately

| Catalog # | Description | Qty. |
|-----------|-----------------------------|------|
| 65508 | 1 in. x 6 in. overlaminates | 40 |

Group Lockout

Game-changers when teamwork is critical

While more workers mean more hands for maintenance and less equipment downtime, without the right devices in place, they also mean increased risk for accidental re-energization. It's why the Occupational Safety and Health Administration requires greater coordination and communication for group lockout tagout, specifically 29 CFR 1910.147(f)(3).

Brady devices are engineered to help you meet OSHA requirements. But they don't stop there. They also make organization, accessibility and productivity central to your program. Like a Permit Display Case with room for up to 25 sheets of paper ... not 1 like in others. Or the SlimView™ Group Lock Box with a 60% reduced footprint, compared to traditional lock boxes.

Everything designed with you in mind.

- ▶ Permit Control Stations
- ▶ Group Lock Boxes
- ▶ Hasps





LOCK / TAG-OUT
GLB#2

LOCK / TAG-OUT
GLB#3

DANGER
DO NOT OPERATE

This only to be used on
Date _____
GLB

Checklist for Labeled Procedure © 10-0571

The worker to be locked out shall read and understand the procedure for the complete system.

Procedure: _____
Lockout Device #: _____
Lockout Location: _____

Number of Locks: _____
Labeled Locks: _____
Labeled Locks: _____

Number of Tags: _____
Number of Tags: _____
Number of Tags: _____

Number of Locks: _____
Number of Locks: _____
Number of Locks: _____

| No. | Item | Action | Initials | Date |
|-----|--|--|----------|-----------|
| 1 | Verify that the equipment is de-energized. | Check for voltage and ground all exposed points. | AD | 4-26-2017 |
| 2 | Verify that the equipment is de-energized. | Check for voltage and ground all exposed points. | AD | 4-27-2017 |

GLB#6

GROUP
LOCK / TAG-OUT

LOCK / TAG-OUT
GLB#9



Permit Control Stations

Lockout safety on display

Put equipment and documentation front and center at all times with the Permit Control Station. This best practice minimizes movement of equipment and personnel by keeping everything centralized, viewable and protected. Modular by design, you can select specific lock boxes to pair with the Permit Display Case to create the right solution for your facility.



Center of attention

Ensure workers can easily identify documents and equipment whenever necessary by wall-mounting your station at the point of need.



What a view

Verify lockout permits and checklists through the clear viewing panels and always keep vital information, devices and identification on display.



Keep it together

Pair documentation and equipment together in a single location with the 2-in-1 device construction. This best practice helps ensure group lockout compliance and efficiency.



It fits you

Mix and match your full solution or order components separately to complete an existing setup. Complex procedures or work histories are no problem for the 25-sheet storage capacity.




Snap out of it

Access documents or take them with during lockout validation via the quick-release case or removable clipboard.



Lightweight and heavy-duty

The lightweight material lets you set up and handle with ease, while the tough, rugged design stands up to wet, dusty and damaging environments.



- A Lockout hangout**
11 hooks store up to three 1.5 in.- or 3 in.-shackle padlocks and keys.
- B Wall-mountable**
Fasten securely wherever you need it with easy mounting holes.
- C Extra security**
Locking tabs fully secure viewing panel and prevent key removal, regardless of lock point in use.

Designed for the way you work

What if group lockout were as regular as routine maintenance? At Brady, we offer solutions that build safety and productivity right into your work, without disrupting your unique workflow. Specially designed features of the Permit Control Station add security and efficiency at every step to make group lockout second-nature. Take a look.

- D Operations-lock visibility**
Center-hanging operations lock identifies the lockout coordinator or shift manager.
- E Sizable storage**
Store up to 25 US letter-size sheets of paper (8.5 x 11 in.).
- F Damage defender**
Gasket seal with locking tabs offers water- and dust-resistance.
- G Document security**
Secure documents during lockout with the permit case lock point.

Find the station that's right for your facility

We've got the options that are right for you — from slim and portable lock boxes to contractor-specific and more, all paired with the versatile, lightweight Permit Display Case.



Permit Control Station with 26 Group Lock Box

- Ideal for your large group lockout scenarios where keeping things centralized is most important
- The ultimate in simplicity, storage and security
- Clear door gives you a clear view into everything you need
- Permit Display Case keeps documentation close and easily viewable

| Catalog # | Description |
|-----------|---|
| 152731 | 26 Group Lock Box - Red, Permit Display Station |



Permit Control Station with SlimView™ Group Lock Box

- Ideal for mid-size group lockout projects where mobility is key
- Rugged steel body and polycarbonate door stand up to all of your toughest jobs
- Convenient storage for up to 12 padlocks with built-in padlock and key hangers
- Easy to wall mount with button mount holes
- Clear door gives you clear view into everything you need
- Permit Display Case keeps documentation close and easily viewable

| Catalog # | Description |
|-----------|--|
| 152730 | SlimView - Red, Permit Display Station |



Permit Control Station with Ultra-Compact Lock Box

- Ideal for smaller group lockout tasks and areas where space may be limited
- Wall-mountable and detachable
- Compact size lets it fit easily into a toolbox, bag or the palm of your hand
- Up to 12 workers can lock on per box
- Hinged transparent cover for easy viewing
- Permit Display Case keeps documentation close and easily viewable

| Catalog # | Description |
|-----------|--|
| 152732 | Ultra-Compact Lock Box - Red, Permit Display Station |



Permit Display Case Only

- If you have existing lock boxes or stations, order this Permit Display Case to complete your station
- Water- and dust-resistant — keep the elements at bay with a durable design
- Flexible — case or clipboard or both remove easily
- Compliant — implement this best practice when it comes to group lockouts across many industries

| Catalog # | Description |
|-----------|---------------------|
| 151736 | Permit Display Case |



Uncomplicating complex lockout

As part of a comprehensive program, the Permit Control Station supports essential elements of group lockout best practices, including the following.



Identify padlocks

- Differentiate departments with color and engraved names using Brady SafeKey Padlocks
- Effectively organize your unique key system
- Store uniquely colored, serial-engraved equipment padlocks in the lockbox



Personalize tags

- Label each tag for compliance with authorized employee's name, phone number, and date and time of lockout
- Save on supplies and maintain safety with reusable laminated tags for authorized employees and disposable economy cardstock for contractors




Separate worker groups

- Use a red primary lockbox for authorized employees and a yellow lockbox for contractors
- Label corresponding boxes and accessories for specific equipment lockout
- Ensure lockout coordinator lock is first on and last off using the primary lock point



Oversee contractors

- Assign a shift coordinator to ensure contractor progress is tracked and equipment isn't re-energized until the work is done
- As a best practice, it's recommended the shift coordinator has a master key for contractor locks in case of abandonment (ensure facility's abandoned lock policy is followed)



Group Lock Boxes & Hasps


Lock on to efficient safety

For group lockout situations involving a large number of workers and equipment, group lock boxes offer a number of advantages, including fewer padlocks and hasps needed. For situations when multiple employees need to lock on to a single energy isolation point, hasps provide a fast, effective way to lock out. Get the solutions that fit your program, not the other way around, with a wide array of functionalities, sizes and colors from Brady.

How group lock boxes work



1 Lockout coordinator uses an equipment lock on each energy isolation point to lock out equipment. Keys for that lock are placed in the lock box.



2 Each worker applies his own lock to the lock box. As long as any one worker's lock remains on the lock box, the keys to the equipment locks cannot be accessed and the equipment cannot be restarted. Each employee retains exclusive control, as required by OSHA.

Your on-the-go lock box labeler

Handheld labelers from Brady are an easy way to clearly separate lock box worker groups and equipment, and further your commitment to compliance. And it doesn't stop there. This general-purpose labeler can handle any of your industrial labeling needs, including wires, panels and more, and may be cheaper than purchasing pre-printed labels over time.



▶ Learn more at [BradyID.com/BMP61](https://www.BradyID.com/BMP61)



26 Group Lock Box

- Provides the ultimate in simplicity, storage and security for large group-lockout scenarios
- Up to 26 workers can lock on per box
- Easy to wall-mount with button mount holes
- Clear viewing panel gives you a clear view of equipment
- Center-hanging ops lock identifies the lockout coordinator or shift manager
- Locking tabs fully secure viewing panel and prevent key removal, regardless of lock point in use
- 11 hooks store up to three 1.5 in.- or 3 in.-shackle padlocks and keys

| Catalog # | Description |
|-----------|----------------------------|
| 152189 | 26 Group Lock Box - Red |
| GLB26 | 26 Group Lock Box - Yellow |

Padlocks sold separately.

Portable Metal Group Lockout Boxes

- Made of heavy-duty steel, powder-coated for extra rust resistance
- Features lockable clasp, 12 holes along lid and one operations control point
- Small: 6 in. x 8.9 in. x 3.5 in. compartment holds up to 40 padlocks
- Medium: 6 in. x 8.9 in. x 7 in. compartment holds up to 75 padlocks



| Catalog # | Description | Size | Color |
|-----------|-----------------|---------------------------|--------|
| 45190 | Small, English | 6 in. x 8.9 in. x 3.5 in. | Blue |
| 65699 | Small, English | 6 in. x 8.9 in. x 3.5 in. | Red |
| 65040 | Small, Spanish | 6 in. x 8.9 in. x 3.5 in. | Red |
| 65672 | Small, English | 6 in. x 8.9 in. x 3.5 in. | Yellow |
| 51171 | Medium, English | 6 in. x 8.9 in. x 7 in. | Red |

Padlocks sold separately.



Ultra Compact Group Lock Box

- Compact size for portability in your lockout kit or toolbox
- Simple storage with wall-mount bracket when not in use
- Hinged transparent cover for easy viewing of contents
- Can accommodate up to 12 locks
- Size: 5.25 in. x 3.25 in. x 2.25 in.

| Catalog # | Description |
|-----------|--------------------------------------|
| 149173 | Box without Locks |
| 153674 | Box with 6 Red Keyed-Alike Locks |
| 153675 | Box with 6 Red Keyed-Different Locks |




SlimView™ Group Lock Box

- Innovative narrow design and recessed door allow padlocks to hang straight, reducing the overall footprint by 60% compared to traditional lock boxes
- Steel body and clear polycarbonate door to see contents
- Built-in padlock and key hangers
- Storage for up to 12 padlocks
- Wall mountable
- Size: 6 in. x 10.5 in. x 3.5 in.

| Catalog # | Description |
|-----------|----------------------------|
| 150505 | SlimView Lock Box - Red |
| 151761 | SlimView Lock Box - Yellow |

Padlocks sold separately.



Portable / Wall-Mounted Group Lockout Box

- Powder-coated steel lock box includes a removable handle for portability as well as holes for wall mounting
- Accommodates 8-10 locks
- Dimensions: 6 in. x 15 in. x 3 in.

| Catalog # | Description |
|-----------|---------------------|
| LG252M | Metal Wall Lock Box |

Padlocks sold separately.



Lock Storage / Group Lockout Box

- Heavy-duty steel, powder-coated for extra rust resistance
- Features a lockable storage compartment and a group lockout compartment
- Lockout compartment has clear window with keyhole slot
- Large box: 12.25 in. x 7.25 in. x 6 in.
Compartment: 8.25 in. x 6 in. x 6 in.
Compartment holds approx. 50 locks.
17 lock holes along box lid
- XL box: 15 in. x 10.25 in. x 9 in.
Compartment: 10.25 in. x 9 in. x 9 in.
Compartment holds approx. 125 locks
34 lock holes along box lid

| Catalog # | Description | Size | Color |
|-----------|-------------|------------------------------|-------|
| 105716 | Large | 12.25 in. x 7.25 in. x 6 in. | Red |
| 105717 | XL | 15 in. x 10.25 in. x 9 in. | Red |

Padlocks sold separately.



Metal Wall-Mounted Group Lockout Boxes

- Made of durable, powder-coated steel with key slot on top
- Clear window slides out when locks are removed
- Comes with key pegs and ID labels
- Wall-mounting holes and hardware
- Small lock box: 7 in. x 8 in. x 2.25 in.
7 key pegs that hold 5 keys each,
7 lock holes along bottom
- Large lock box: 7 in. x 16 in. x 2.25 in.
15 key pegs that hold 5 keys each,
12 lock holes along bottom

| Catalog # | Description |
|-----------|----------------------|
| 105714 | Small Metal Lock Box |
| 105715 | Large Metal Lock Box |

Padlocks sold separately.



Steel Group Lockout Hasps

- Constructed of vinyl-coated high tensile steel with rust-resistant plating
- Lock holes: 0.375 in. dia.

| Catalog # | Description | Qty. |
|-----------|-------------------|------|
| 133161 | 1 in. dia. Jaws | 1 |
| 65375 | 1 in. dia. Jaws | 12 |
| 133162 | 1.5 in. dia. Jaws | 1 |
| 65376 | 1.5 in. dia. Jaws | 12 |



Steel Group Lockout Hasps with Tabs

- Tamperproof interlocking tabs prevent unauthorized opening
- Case-hardened steel with rust proof plating
- Lock holes: 0.375 in. dia.

| Catalog # | Description | Qty. |
|-----------|-------------------|------|
| 105718 | 1 in. dia. Jaws | 1 |
| 105719 | 1.5 in. dia. Jaws | 1 |



Corrosion-Resistant Group Lockout Hasps

- 12 gauge epoxy coated steel provides superior rust resistance and added dielectric strength
- Lock holes: 0.313 in. dia.

| Catalog # | Description | Qty. |
|-----------|-------------------|------|
| T218 | 1 in. dia. Jaws | 1 |
| T220 | 1.5 in. dia. Jaws | 1 |



Aluminum Economy Group Lockout Hasps

- Non-sparking, aluminum small hasps are a great addition to your tool box
- Lightweight: Only 1.25 oz
- Lock holes: 0.375 in.

| Catalog # | Description | Qty. |
|-----------|-------------------|------|
| 105720 | 1 in. dia. Jaws | 1 |
| 105721 | 1.5 in. dia. Jaws | 1 |



Non-Conductive Group Lockout Hasps

- Strong, rigid plastic resin
- Excellent electrical insulating
- Performs at low temps, excellent heat resistance

| Catalog # | Description | Qty. |
|-----------|--------------|------|
| LH220A-RD | Lockout Hasp | 1 |



Heavy-Duty Lockout Hasp

- Hasp allows multiple workers to lockout at each isolation point
- Stainless steel construction
- Accommodates 0.33 in. dia. padlock shackles

| Catalog # | Description | Qty. |
|-----------|-----------------|------|
| 871239 | Heavy-Duty Hasp | 24 |



Dual Jaw Hasp

- Dual construction allows for increased versatility in a single product
- Larger jaw measures 1.25 in. x 1.75 in.
- Smaller jaw measures 0.75 in. dia.

| Catalog # | Description | Qty. |
|-----------|---------------|------|
| 236919 | Dual Jaw Hasp | 1 |



Non-Conductive Nylon Group Lockout Hasp

- Accommodate up to 6 locks
- Withstands up to 1,000 lbs. despite weighing only 1 oz.
- Dimensions: 7 in. x 1.75 in.
- Lock holes: 0.375 in. dia.

| Catalog # | Description | Qty. |
|-----------|--------------------|------|
| 99668 | Nylon Lockout Hasp | 1 |



SHOCK-STOP™ Hasps (5 pack)

- Stop sign design instantly alerts user that hasp is in use
- Includes 6 lock holes and a slot for daisy-chaining hasps
- Use dry erase marker to write identifying information each time you lock out

| Catalog # | Description | Qty. |
|-----------|-----------------|------|
| 87693 | Shock-Stop Hasp | 5 |



Labeled Group Lockout Hasps

- Tough 5052 anodized aluminum alloy hasps include tamperproof locking tabs
- Write-on label accepts pencil, pen or marker. Pen and pencil markings are easily erased for repeated use
- Size: 7 in. x 3 in. x 0.187 in. / Lock holes: 0.313 in. dia.

Legend option 1

| Catalog # | Color | Qty. |
|-----------|--------|------|
| 65960 | Red | 5 |
| 65961 | Silver | 5 |
| 65962 | Blue | 5 |
| 65963 | Green | 5 |
| 65964 | Gold | 5 |
| 65967 | Combo* | 5 |

Legend option 2

| Catalog # | Color | Qty. |
|-----------|--------|------|
| 65970 | Red | 5 |
| 65971 | Silver | 5 |
| 65972 | Blue | 5 |
| 65973 | Green | 5 |
| 65974 | Gold | 5 |
| 65975 | Combo* | 5 |

Legend option 3

| Catalog # | Color | Qty. |
|-----------|-------|------|
| 39480 | Red | 5 |

Legend option 4

| Catalog # | Color | Qty. |
|-----------|-------|------|
| 39481 | Red | 5 |

Legend 1 and 2 Color Options

*Combo includes 1 each of the five colors listed above.

Lockout Tagout Kits & Stations

Let's get down to business

Put everything needed for successful lockout tagout in place – or on the go – with lockout kits and stations. These convenient solutions help better equip employees, which creates a safer lockout process, and also boost efficiency. Because when workers know where to find equipment, they can transition more smoothly from work to lockout and back to work again. That's good for workers and good for business.

▶ Lockout Tagout Kits

- Electrical & Valve
- Valve
- Electrical & Breaker
- Forklift
- Personal

▶ Lockout Tagout Stations

- Board Stations
- Cabinet Stations

▶ Lockout and Padlock Storage

- Bags and Pouches
- Unfilled Stations, Cabinets and Boards
- Carriers





On-the-go safety



Lockout Tagout Kits

Convenient safety wherever work takes you

Safely power down faster when you power up your lockout tagout readiness with convenient, easily accessible and portable kits. Select from general to application-specific devices in a variety of storage solutions, all designed to put lockout safety at hand and on the go.



OSHA compliance driver

Designed and assembled exclusively for safety to help you comply with OSHA 29 CFR § 1910.147 Control of Hazardous Energy.



Built to last

All kit components meet Brady's highest standards for quality, durability and reliability.



Extremely portable

Pouches, duffels and toolboxes go where you go to keep padlocks and devices at the ready.



Great for contractors

Kits store easily in vehicles for travel between jobsites.

Electrical & Valve Lockout Tagout Combination Kit

- ▶ Organize, transport and deploy everything you need to lock out breakers, plugs and valves in a multitude of types and sizes with our most robust kit
- ▶ Lightweight but durable duffel keeps contents protected and portable



Electrical and Valve Lockout Tagout Kit with Nylon Safety Padlocks in Duffel Bag

- Components:
 - 3 - Nylon-body padlocks (SDPL-RED-38ST-KD)
 - 1 - Duffel (99162)
 - 2 - Pouches (51172)
 - 2 - Hasps (133161)
 - 1 - Cable lockout with 8 ft. metal cable (50943)
 - 1 - Universal valve lockout with blocking arm (50921)
 - 1 - 1 in. to 2.5 in. gate valve lockout (65560)
 - 1 - 2.5 in. to 5 in. gate valve lockout (65561)
 - 1 - 5 in. to 6.5 in. gate valve lockout (65562)
 - 1 - Ball valve lockout (BS07A-RD)
 - 2 - Clamp-on circuit breaker lockout devices 120/277V (65396)
 - 1 - Clamp-on circuit breaker lockout device 480/600V (65397)
 - 2 - Universal multipole breaker lockout devices (66321)
 - 1 - 3-in-1 plug lockout device (PLO23)
 - 1 - Wall switch lockout (65392)
 - 10 - Tags (65520)
 - 10 - Zip ties



| Catalog # | Description |
|-----------|---|
| 153672 | Electrical & Valve Lockout Duffel Bag Kit with Padlocks |

Valve Lockout Tagout Kit

- ▶ Everything you need to effectively lock out gate, ball and other valves
- ▶ Rugged hard-plastic toolbox keeps contents organized and protected from damaging environments
- ▶ Included cable and universal devices provide the versatility you need for unique valve lockouts



Valve Lockout Tagout Kit with Aluminum Safety Padlocks in Toolbox

- Components:
 - 3 - Aluminum-body padlocks (SDAL-RED-38ST-KD)
 - 1 - Toolbox (105906)
 - 2 - 1 in. hasps (133161)
 - 1 - Cable lockout with 8 ft. metal cable (50943)
 - 1 - Universal valve lockout with blocking arm (50921)
 - 1 - 1 in. to 2.5 in. gate valve lockout (65560)
 - 1 - 2.5 in. to 5 in. gate valve lockout (65561)
 - 1 - 5 in. to 6.5 in. gate valve lockout (65562)
 - 1 - Ball valve lockout (BS07A-RD)
 - 10 - Tags (65520)
 - 10 - Zip ties



| Catalog # | Description |
|-----------|--|
| 153671 | Valve Lockout Toolbox Kit with Padlocks in Toolbox |

Electrical & Breaker Lockout Tagout Kits

- ▶ All components specially designed for electrical lockout scenarios, including non-conductive nylon-body padlock
- ▶ Included circuit breaker lockout devices cover 120/277V and 480/600V breakers in single- and multi-pole configurations



Electrical Breaker Lockout Tagout Kit with Nylon Safety Padlock in Pouch

- Belt-attachable pouch keeps tools at the ready
- Components:
 - 1 - Nylon-body padlock (SDPL-RED-38ST-KD)
 - 1 - Pouch (51172)
 - 1 - 1 in. hasp (133161)
 - 2 - Clamp-on circuit breaker lockout devices 120/277V (65396)
 - 1 - Clamp-on circuit breaker lockout device 480/600V (65397)
 - 5 - Tags (65520)
 - 5 - Zip ties

| Catalog # | Description |
|-----------|---|
| 153669 | Breaker Lockout Pouch Kit with Padlocks |



Electrical Lockout Tagout Kit with Nylon Safety Padlocks in Toolbox

- Components:
 - 3 - Nylon-body padlocks (SDPL-RED-38ST-KD)
 - 1 - Toolbox (105906)
 - 2 - 1 in. hasps (133161)
 - 2 - Clamp-on circuit breaker lockout devices 120/277V (65396)
 - 1 - Clamp-on circuit breaker lockout device 480/600V (65397)
 - 2 - Universal multipole breaker lockout device (66321)
 - 1 - 3-in-1 plug lockout devices (PLO23)
 - 1 - Wall switch lockout (65392)
 - 10 - Tags (65520)
 - 10 - Zip ties

| Catalog # | Description |
|-----------|--|
| 153670 | Electrical Lockout Toolbox Kit with Padlocks |

BatteryBlock™ Forklift Power Connector Lockout Kit

- ▶ BatteryBlock™ Power Connector Lockout device fits on 175A and 350A power connectors with and without handles
- ▶ Non-conductive pins ensure the device stays secure during maintenance projects and off-shift periods
- ▶ Lock out more than forklifts – use on pallet jacks, powered carts, scissor lifts and stackers



BatteryBlock Forklift Power Connector Lockout with Safety Lockout Padlock

- Components:
 - 1 - Nylon-body padlock (SDPL-RED-38ST-KD)
 - 1 - BatteryBlock Forklift Power Connector Lockout (150841)
 - 1 - Tag (65520)
 - 1 - Zip tie

| Catalog # | Description |
|-----------|--|
| 153676 | BatteryBlock Forklift Lockout Kit with Padlock |



Personal Lockout Tagout Kits

- ▶ These slim kits have the essentials for individual workers to stay ready and be compliant with OSHA's "one person, one lock, one key" guidance
- ▶ Reusable heavy-duty polyester tag is protected by write-on laminate that wipes clean and withstands water, grease and extreme temperatures



Lockout Tagout Kit with Nylon Safety Padlock in Pouch

- Belt-attachable pouch keeps tools at the ready
- Components:
 - 1 - Nylon-body padlock (SDPL-RED-38ST-KD)
 - 1 - Pouch (51172)
 - 2 - 1 in. hasps (133161)
 - 5 - Tags (65520)
 - 5 - Zip ties

| Catalog # | Description |
|-----------|---------------------------------------|
| 153668 | Lockout Tagout Pouch Kit with Padlock |

Nylon Safety Lockout Padlock and Tag Kit

- Components:
 - 1 - Nylon-body padlock (SDPL-RED-38ST-KD)
 - 1 - Tag (65520)
 - 1 - Zip tie



| Catalog # | Description |
|-----------|---------------------------|
| 153673 | Lockout Padlock & Tag Kit |

Your kits, your way

Stock up, replace lost components or build out your own kits with Brady's full selection of padlocks and devices.



- Padlocks 28
- Cable Lockouts 70
- Gate Valve Lockouts 72
- Ball Valve Lockouts 73
- Fuse & Terminal Lockouts 88
- Plug Lockouts 89
- Panel Lockouts 76
- Breaker Lockouts 77

Questions? Speak with a helpful Brady rep at 1-888-272-3946.

Safety on display



Lockout Tagout Stations

Keep lockout awareness and tools front and center

Set up workers for success and provide the tools for compliance when you put lockout safety front and center, wherever that may be. Fully outfitted, easily installed and always accessible, these lockout stations and boards are designed and assembled exclusively for safety.




OSHA compliance driver

Designed and assembled exclusively for safety to help you comply with OSHA 29 CFR § 1910.147 Control of Hazardous Energy.



Built to last

All kit components meet Brady's highest standards for quality, durability and reliability.



Ultimate accessibility

Helps workers quickly find and deploy locks, tags and devices to maintain safety and compliance.



Easy wall mounting

Predrilled holes let you easily mount to virtually any surface using screws, zip ties or other fastening devices.

Lockout Tagout Board Stations


- ▶ 11.5 in. H x 15.5 in. W board holds up to 6 padlocks plus lockout hasps and tags up to 3 in. W
- ▶ 23.5 in. H x 11.5 in. W board holds up to 24 padlocks, plus lockout hasps and tags up to 3 in. W



6-Lock Lockout Board Station with Nylon Safety Lockout Padlocks

- Components:
 - 1 - Lock board (50989)
 - 2 - 1 in. hasps (133161)
 - 10 - Tags (65520)
 - 10 - Zip ties
- Padlock Options:
 - 6 - Keyed-different nylon-body padlocks (SDPL-RED-38ST-KD6) to equip multiple authorized users while complying with OSHA's "one person, one lock, one key" guidance
 - 6 - Keyed-alike nylon-body padlocks (SDPL-RED-38ST-KA6) that allow all locks to be opened with a single key to eliminate key-to-lock confusion

| Catalog # | Description |
|-----------|--|
| 153679 | 6-Lock Board with Padlocks - Keyed Different |
| 153680 | 6-Lock Board with Padlocks - Keyed Alike* |



24-Lock Lockout Board Station with Nylon Safety Lockout Padlocks

- Components:
 - 1 - Lock board (50991)
 - 2 - 1 in. hasps (133161)
 - 2 - 1.5 in. hasps (133162)
 - 30 - Tags (65520)
 - 30 - Zip ties
- Padlock Options:
 - 24 - Keyed-different nylon-body padlocks (SDPL-RED-38ST-KD24) to equip multiple authorized users while complying with OSHA's "one person, one lock, one key" guidance
 - 24 - Keyed-alike nylon-body padlocks (SDPL-RED-38ST-KA24) that allow all locks to be opened with a single key to eliminate key-to-lock confusion

| Catalog # | Description |
|-----------|---|
| 153687 | 24-Lock Board with Padlocks - Keyed Different |
| 153688 | 24-Lock Board with Padlocks - Keyed Alike* |

* Industry Best Practice: Each employee should have a unique key code; keyed-alike sets are ideal for equipment locks.

Lockout Tagout Cabinet Stations

- ▶ Carrying handle gives you a conveniently portable option, or mount to the wall using predrilled holes
- ▶ 16 in. H x 14 in. W x 3.5 in. D
- ▶ Populate and organize up to 6 or 12 padlocks plus lockout hasps and tags; options available with additional devices
- ▶ Organize how you want using two tag holders or the removable clear plastic shelf
- ▶ Lockable clear plastic door provides instant visibility while protecting contents from damage, theft and loss



6-Lock Lockout Cabinet Station with Nylon Safety Lockout Padlocks

- Components:
 - 1 - Lock and device station (170397)
 - 2 - 1 in. hasps (133161)
 - 10 - Tags (65520)
 - 10 - Zip ties
- Padlock Options:
 - 6 - Keyed-different nylon-body padlocks (SDPL-RED-38ST-KD6) to equip multiple authorized users while complying with OSHA's "one person, one lock, one key" guidance
 - 6 - Keyed-alike nylon-body padlocks (SDPL-RED-38ST-KA6) that allow all locks to be opened with a single key to eliminate key-to-lock confusion

| Catalog # | Description |
|-----------|--|
| 153681 | 6-Lock Station with Padlocks - Keyed Different |
| 153682 | 6-Lock Station with Padlocks - Keyed Alike* |



12-Lock Lockout Cabinet Station with Nylon Safety Lockout Padlocks

- Components:
 - 1 - Lock and device station (170397)
 - 2 - 1 in. hasps (133161)
 - 2 - 1.5 in. hasps (133162)
 - 20 - Tags (65520)
 - 20 - Zip ties
- Padlock Options:
 - 12 - Keyed-different nylon-body padlocks (SDPL-RED-38ST-KD12) to equip multiple authorized users while complying with OSHA's "one person, one lock, one key" guidance
 - 12 - Keyed-alike nylon-body padlocks (SDPL-RED-38ST-KA12) that allow all locks to be opened with a single key to eliminate key-to-lock confusion

| Catalog # | Description |
|-----------|---|
| 153683 | 12-Lock Cabinet Station with Padlocks - Keyed Different |
| 153684 | 12-Lock Cabinet Station with Padlocks - Keyed Alike* |

* Industry Best Practice: Each employee should have a unique key code; keyed-alike sets are ideal for equipment locks.



Electrical Lockout Cabinet Station with Nylon Safety Lockout Padlocks

- Components:
 - 1 - Lock and device station (170397)
 - 2 - 1 in. hasps (133161)
 - 2 - 1.5 in. hasps (133162)
 - 1 - Cable lockout with 8 ft. metal cable (50943)
 - 2 - Clamp-on circuit breaker lockout devices 120/277V (65396)
 - 1 - Clamp-on circuit breaker lockout device 480/600V (65397)
 - 2 - Universal multipole breaker lockout devices (66321)
 - 1 - 3-in-1 plug lockout device (PLO23)
 - 2 - Wall switch lockouts (65392)
 - 20 - Tags (65520)
 - 20 - Zip ties
- Padlock Options:
 - 6 - Keyed-different nylon-body padlocks (SDPL-RED-38ST-KD6) to equip multiple authorized users while complying with OSHA's "one person, one lock, one key" guidance
 - 6 - Keyed-alike nylon-body padlocks (SDPL-RED-38ST-KA6) that allow all locks to be opened with a single key to eliminate key-to-lock confusion



| Catalog # | Description |
|-----------|--|
| 153685 | Electrical Lockout Station with Padlocks - Keyed Different |
| 153686 | Electrical Lockout Station with Padlocks - Keyed Alike* |

Mark stations using handheld labelers

Handheld Brady labelers are the perfect way to add in-house, on-the-go identification to your lockout program. Select from our full lineup with features best for your needs, all built to travel with you wherever work happens.

Find yours at BradyID.com/PortablePrinters.



* Industry Best Practice: Each employee should have a unique key code; keyed-alike sets are ideal for equipment locks.

Organizing essentials



Lockout & Padlock Storage

Options to match your storage and mobility needs

Already have your lockout padlocks and devices? Building your own kit? No problem. Select from a wide variety of storage options built for durability, convenience and optimal capacity based on your needs.



Lockout Pouch

- Made of heavy-duty nylon
- Hands-free transport with belt loops
- Dimensions: 5 in. x 7 in. x 2 in. (51172)
6 in. x 7 in. x 2 in. (87943)

| Catalog # | Description |
|-----------|----------------------|
| 51172 | Lockout Pouch, Red |
| 87943 | Lockout Pouch, Black |



Large Lockout Pouch

- Nylon pouch with attachment loop on the back
- Dimensions: 8 in. x 7 in. x 3 in.

| Catalog # | Description |
|-----------|---------------------------------------|
| 50979 | Large Lockout Pouch w/ Plastic Zipper |



Lockout Security Bag

- Made of rugged canvas with drawstring
- Capable of being locked closed
- Dimensions: 9.75 in. x 18 in.

| Catalog # | Description |
|-----------|----------------------|
| 65780 | Lockout Security Bag |



Lockout Satchel

- Nylon satchel with 39 in. shoulder strap
- Includes latchable front pocket and two side mesh holders
- Dimensions: 14 in. x 4 in. x 15 in.

| Catalog # | Description |
|-----------|-----------------|
| 51173 | Lockout Satchel |



Lockout Duffel Bag

- Polyester duffel bag with 8 inside pockets and 39 in. removable shoulder strap
- Dimensions: 10 in. x 16.5 in. x 8.5 in.

| Catalog # | Description |
|-----------|--------------------|
| 99162 | Lockout Duffel Bag |



Lockable Lockout Toolbox

- Made of durable copolymer resin
- Includes a removable organizing tray
- Dimensions: 5.25 in. x 14 in. x 6.5 in.

| Catalog # | Description |
|-----------|--------------------------|
| 65290 | Lockable Lockout Toolbox |



Lockout Toolboxes

- Rugged polypropylene with nickel-plated steel clasps and removable tray
- Two handy storage pockets built into lid
- Small: 7.1 in. x 14 in. x 5.5 in.
- Medium: 7.8 in. x 16.2 in. x 7.3 in.

| Catalog # | Description |
|-----------|----------------|
| 105905 | Small Toolbox |
| 105906 | Medium Toolbox |



Ready Access Lockout Station

- Made of polypropylene
- Semi-transparent hinged cover with locking mechanism
- Four small detachable hanging hooks
- Dimensions: 17 in. x 17 in. x 6.75 in.

| Catalog # | Description |
|-----------|------------------------------|
| 105942 | Ready Access Padlock Station |



Ready Access Padlock Station

- Made of polypropylene
- Semi-transparent hinged cover with locking mechanism
- Holders for tags, locks and hasps
- Dimensions: 17 in. x 13.25 in. x 2.5 in.

| Catalog # | Description |
|-----------|------------------------------|
| 105932 | Ready Access Padlock Station |



Lockout Tagout Station

- Clear plastic door provides instant visibility
- Lock hole provides added protection against damage, theft and loss
- Dimensions: 16 in. x 14 in. x 3.5 in.; holds up to 12 padlocks plus lockout hasps and tags

| Catalog # | Description |
|-----------|------------------------|
| 170397 | Lockout Tagout Station |



Lockout Cabinet

- Three shelves and added depth provide maximum storage
- Dimensions: 18 in. x 14 in. x 9.5 in.

| Catalog # | Description |
|-----------|-----------------|
| LC584E | Lockout Cabinet |



Metal Lockout Cabinet

- All-metal powdercoated cabinet comes with one adjustable shelf
- Lockout safety tips on inside door
- Wall mounted or easily transported
- Cabinet dimensions: 16 in. x 14 in. x 6 in.

| Catalog # | Description |
|-----------|-----------------------|
| LC252M | Metal Lockout Cabinet |
| LC254M | Extra Shelf |



Heavy Duty Lockout Cabinet

- Centralizes lockout activity needs by organizing the tools, padlocks and padlock keys in one location
- Locking mechanism protects contents from harsh environments and prevents unauthorized access
- Clear plastic window allows for easy viewing of contents
- Dimensions: 30.25 in. x 15 in. x 9.5 in.

| Catalog # | Description |
|-----------|----------------------------|
| LC977A | Heavy Duty Lockout Cabinet |



Wall-Mounted Cabinet

- Heavy-duty steel key cabinets provide safe storage and control access to keys
- Cabinets feature prenumbered, snap-hook key tags, a numerical index and 10 checkout tags to record who has borrowed keys
- Two keys are supplied for each cabinet lock

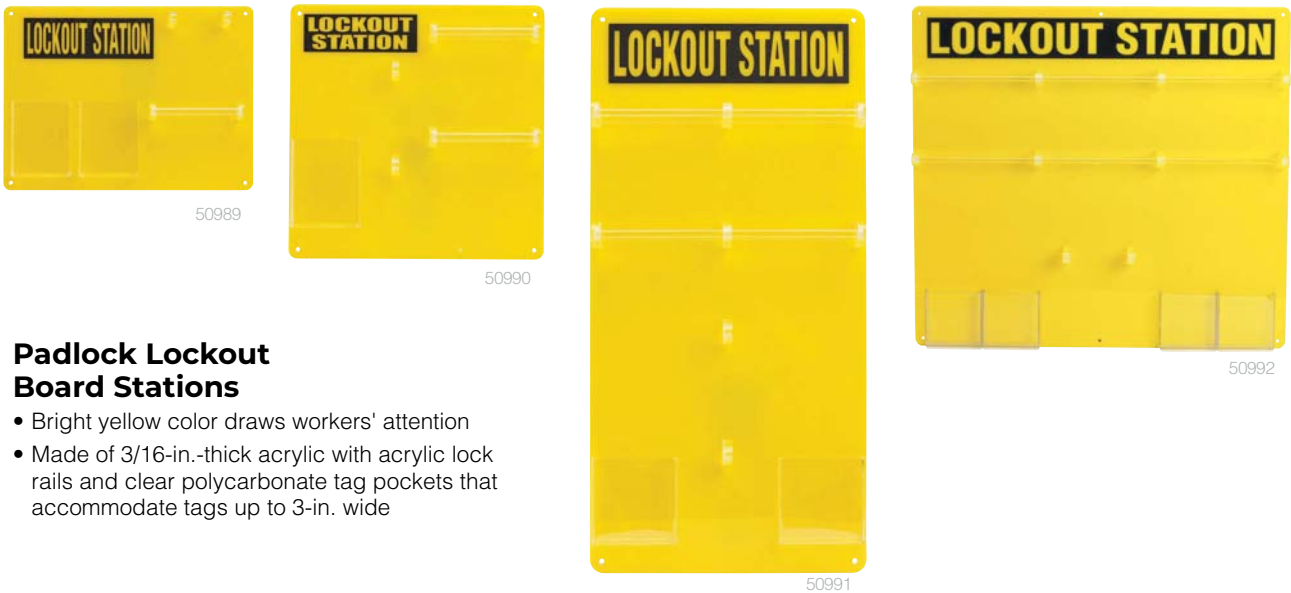
| Catalog # | Description |
|-----------|---|
| 99021 | Wall-Mounted Cabinet - 240-Key Capacity |
| 95700 | Wall-Mounted Cabinet - 30-Key Capacity |



Lockout Station

- Constructed of sturdy white polystyrene with predrilled holes for easy wall mounting
- Built-in lock rail holds locks and pegboard-style holes for hooks are drilled into back

| Catalog # | Description |
|-----------|--|
| 50997 | Small Lockout Station - 23.25 in. x 12.25 in. x 4 in. |
| 50994 | Large Lockout Station - 26 in. x 19.5 in. x 5 in. |
| 50993 | X-Large Lockout Station - 30 in. x 25 in. x 5.25 in. |
| 50996 | Large Lockout Station with Doors - 26 in. x 19.5 in. x 5 in. |
| 121509 | Large Lockout Station with Doors (Spanish) - 26 in. x 19.5 in. x 5 in. |
| 50995 | X-Large Lockout Station with Doors - 30 in. x 25 in. x 5.25 in. |



Padlock Lockout Board Stations

- Bright yellow color draws workers' attention
- Made of 3/16-in.-thick acrylic with acrylic lock rails and clear polycarbonate tag pockets that accommodate tags up to 3-in. wide

| Catalog # | Description |
|-----------|---|
| 50989 | 6-Lock Padlock Station - 11.5 in. x 15.5 in. x 0.187 in. |
| 50990 | 12-Lock Padlock Station - 13.5 in. x 13.5 in. x 0.187 in. |
| 50991 | 24-Lock Padlock Station - 23.5 in. x 11.5 in. x 0.187 in. |
| 121506 | 24-Lock Padlock Station (Spanish) - 23.5 in. x 11.5 in. x 0.187 in. |
| 50992 | 36-Lock Padlock Station - 21.5 in. x 23.5 in. x 0.187 in. |



Mini Electrical Lockout Station

- Clearly labeled station helps you store and identify electrical lockout devices
- Pre-drilled mounting holes let you place at the point of need

| Catalog # | Description |
|-----------|---------------------------------|
| 3070 | Mini Electrical Lockout Station |



TC8



TH2-H

TH2

Tag Holders

- Make tags visible and easy to find
- One-pocket holders include adhesive strips, magnetic strips and screws

| Catalog # | Description |
|-----------|------------------------------------|
| TH2 | 1-Pocket Tag Holder |
| TH2-H | 1-Pocket Tag Holder with Pen Hooks |
| TC8 | 8-Pocket Holder Information Center |

Tags sold separately.



Bilingual Safety Lockout Station

- Dual language and high-visibility coloring alerts many workers

| Catalog # | Description |
|-----------|--------------------------|
| 3013 | Bilingual Safety Station |



Padlock Stations

- Constructed of 14 gauge steel with red plastic coating
- Small: 2.25 in. x 3 in. x 1.25 in., holds up to 4 padlocks
- Large: 3 in. x 16 in. x 1.25 in., holds up to 24 padlocks

| Catalog # | Description |
|-----------|-----------------------|
| LR060E | Small Padlock Station |
| LR360E | Large Padlock Station |

Padlocks sold separately.



Steel Lockout Padlock Control Centers

- Constructed of red powder-coated 22 gauge steel
- Each metal hook can hold 2 locks
- Two keys supplied for cabinet lock
- Small: 10 in. x 12 in. x 2 in. holds 16 locks
- Large: 15.5 in. x 18 in. x 2 in. holds 32 locks

| Catalog # | Description |
|-----------|------------------------------|
| LR008E | Small Padlock Control Center |
| LR018E | Large Padlock Control Center |

Padlocks sold separately.



Enclosed Padlock Storage Modules

- Constructed of sintra with lockable, transparent acrylic doors
- Provides safe storage and controls access to padlocks
- Large: 30 in. x 15 in. x 3.5 in., holds 40 locks

| Catalog # | Description |
|-----------|------------------------------|
| 65241 | Large Padlock Storage Module |

Padlocks sold separately.



Padlock and Tag Carrier

- Convenient transportation and storage of 12 locks, keys, tags and hasps all in one place
- Reduces the amount of lost or misplaced padlocks and hasps
- Offset design for flush wall mounting, equipment mounting or hanging on a belt clip
- Available with or without padlocks

- Carrier Components
 - 1 - Lock and Tag Carrier
 - 2 - Small Carabineers
 - 1 - Large Carabineer
 - 1 - Coiled Key Strap
 - 3 - Labels in English / French / Spanish
 - 3 - Write-on Lockout Procedure Tags
 - Optional: nylon padlocks and hasps



| Catalog # | Description | Color |
|-----------|--|--------|
| 148866 | Padlock and Tag Carrier | Red |
| 148865 | Padlock and Tag Carrier | Yellow |
| 148862 | Padlock and Tag Carrier | Blue |
| 148861 | Padlock and Tag Carrier | Green |
| 153677 | Padlock and Tag Carrier with Padlocks (12 Keyed Different) and (2) 1 in. Hasps | Red |
| 153678 | Padlock and Tag Carrier with Padlocks (12 Keyed Alike) and (2) 1 in. Hasps | Red |

Lockout Tagout Devices

We're gonna make this easy for you

Valves, switches, breakers, handles and levers come in many shapes and sizes. How many? Too many to count. When it comes to these energy isolation points, however, OSHA has one rule during a lockout tagout procedure: physically prevent them from transmitting or releasing hazardous energy.


That's where energy isolating devices come in. Brady doesn't offer you a single magic bullet — no one can. Instead, we offer an arsenal of solutions engineered for and trusted by lockout professionals worldwide.

Every Brady device — like our innovative valve, electrical and cable lockouts — is designed to be equal parts effective and easy to use. Because time spent monkeying with devices that won't fit, can't adapt or don't work means longer shutdowns and increased safety risks. And who's got time for that?

- ▶ **Cable Lockout Devices**
- ▶ **Valve Lockout Devices**
- ▶ **Electrical Lockout Devices**
- ▶ **Additional Lockout Devices**




Hello, adaptability



Cable Lockout Devices

Conquer any isolation point

For those hard-to-fit, hard-to-reach or *just plain hard* isolation points, cable lockout devices are a simple, effective solution. With a single device, you can lock out multiple disconnects and valves. Or, for those unusual energy isolation points less compatible with application-specific devices, cable lockouts bend, shape or wrap to provide an easy, secure fit. Add these versatile devices to your lockout tagout program today.




All-Purpose Cable Lockout

- Superior chemical, corrosion and temperature resistance
- Available with interchangeable cables
- Service temperatures of cables: non-conductive nylon is -40° to 200°F; sheathed metal is -30° to 180°F

| Catalog # | Description | Color | Qty |
|-----------|--|-------|-----|
| 50941 | All-Purpose Cable Lockout with 8 ft. Nylon Cable | Red | 1 |
| 50943 | All-Purpose Cable Lockout with 8 ft. Steel Cable | Red | 1 |
| 50944 | All-Purpose Cable Lockout - No Cable | Red | 1 |
| 170377 | All-Purpose Cable Lockout with 8 ft. Steel Cable | Green | 1 |
| 170378 | All-Purpose Cable Lockout - No Cable | Green | 1 |
| 170379 | Lockout Nylon Cable Spool | - | 1 |
| 170409 | Nylon Cable - 8 ft. | - | 1 |
| 122263 | Steel Cable Spool - Steel with Clear Coating | - | 1 |
| 170408 | Steel Cable, 8 ft. - Steel with Clear Coating | - | 1 |



Easily adjust set screw for variable cable lengths



Cable Lockout

- Device constructed of impact-modified nylon
- Includes 6 ft. galvanized steel cable (0.125 in. outside dia.)

| Catalog # | Description | Color | Qty |
|-----------|---------------------------------------|--------|-----|
| 65318 | Cable Lockout Device with 6 ft. Cable | Red | 1 |
| 45191 | Cable Lockout Device with 6 ft. Cable | Blue | 1 |
| 45192 | Cable Lockout Device with 6 ft. Cable | Yellow | 1 |
| 65319 | 8 ft. Steel Cable Only | - | 1 |
| 65320 | 10 ft. Steel Cable Only | - | 1 |

*Other cable lengths available upon request. Padlocks sold separately.




Mini Cable Lockout

- Compact and portable with internally stored cable
- Push-button self-winding mechanism automatically cinches cable tight
- Superior chemical, corrosion and temperature resistance
- 6 lock holes fit most padlock shackles and hasps
- Body dimensions: 4 in. dia. x 1.75 in. deep
Cable dimensions: 0.06 in. outside dia. x 8 ft. length

| Catalog # | Description | Qty |
|-----------|---|-----|
| 50940 | Mini Cable Lockout with 8 ft. Steel Cable | 1 |
| 51442 | Mini Cable Lockout with 8 ft. Nylon Cable | 1 |


Padlocks sold separately.



Economy Cable Lockout

- Device accepts up to six padlocks with 0.28 in. dia.
- Includes 6 ft. or 10 ft. plastic-coated steel cable
- Cable diameter: 0.187 in.

| Catalog # | Description | Qty. |
|------------|-------------------------------|------|
| CABLO | Cable Lockout w/ 6 ft. cable | 1 |
| CABLO-10 | Cable Lockout w/ 10 ft. cable | 1 |
| CABLE | 6 ft. cable only | 1 |
| CABLE-10FT | 10 ft. cable only | 1 |



Spin Lockout System

- Economical, highly visible cable lockout device
- Features flexible 0.125 in. diameter cables
- Double Hex Spin Lockout can be operated by a standard wrench or device-specific operating tool
- Extra Secure Spin Lockout provides enhanced security as it requires the use of the device-specific operating tool

| Description | Red | Yellow | Green |
|---|----------------|--------|--------|
| Extra Secure Spin Lockout System with Cable* | 122250 | 152268 | 122252 |
| Extra Secure Spin Lockout System - No Cable* | 122244 | 122245 | 122246 |
| Double Hex Spin Lockout System with 59' Cable | 122253 | 122254 | 122255 |
| Double Hex Spin Lockout System - No Cable | 122247 | 122248 | - |
| 50 m Cable Spool - Steel with Clear Coating | 122263 (clear) | | |

* Extra Secure Spin Lockout System requires the use of the device-specific operating tool. Padlocks sold separately.

Made for the job



Valve Lockout Devices

Purpose-built solutions ensure a safer, secure fit

Pressurized valves are as diverse as the contents they contain, and include ball, butterfly, cylinder, gate, plug and pneumatic varieties. And that can be challenging when lockout procedures are involved. Having the right tool for the job is half the battle, which is why Brady offers devices that run the gamut of type and size.



Gate Valve Lockouts

- Unique knockout center fits OS&Y or rising stem valves
- Made of rugged injection-molded polypropylene
- Service temps from -25°F to 200°F
- Service temps from -40°F to 302°F (transparent option)
- Accepts shackles up to 0.375 in. diameter
- Transparent option visually confirms the appropriate position, identifies valve leaks and helps ensure safety
- Supplied with English, Spanish and French danger labels

| Fits Valve Handles Dia. | Red | Yellow | Green | Blue | Transparent |
|-------------------------|-------|--------|-------|-------|-------------|
| 1 in. to 2.5 in. | 65560 | 65590 | 65595 | 65585 | 145581 |
| 2.5 in. to 5 in. | 65561 | 65591 | 65596 | 65586 | 145582 |
| 5 in. to 6.5 in. | 65562 | 65592 | 65597 | 65587 | 145583 |
| 6.5 in. to 10 in. | 65563 | 65593 | 65598 | 65588 | 145584 |
| 10 in. to 13 in. | 65564 | 65594 | 65599 | 65589 | 145585 |



Collapsible Gate Valve

- Folds into smaller sizes for easy storage
- Cover rotates into fully engaged position
- Rugged injection-molded styrene construction
- 3 device sizes to secure valves up to 18 in. handle diameter

| Catalog # | Description | Fits Handles | Qty |
|-----------|--------------------------------|-----------------------|-----|
| 148648 | Collapsible Gate Valve Lockout | 3 in. to 7 in. dia. | 1 |
| 148647 | Collapsible Gate Valve Lockout | 7 in. to 13 in. dia. | 1 |
| 148646 | Collapsible Gate Valve Lockout | 13 in. to 18 in. dia. | 1 |

Adjustable Gate Valve Lockout

- Versatile lockout adjusts to fit 1 in. to 6.5 in. valve handles, replacing 3 conventional gate valve lockouts
- Constructed of rugged injection-molded polypropylene
- Service temps from -13° F to 194° F
- Supplied with English, Spanish and French danger labels

| Catalog # | Description | Qty |
|-----------|-------------------------------|-----|
| 64057 | Adjustable Gate Valve Lockout | 1 |



T-handle Ball Valve Lockout

- Fits most T-handle valves on PVC pipes 0.5 to 1 in. dia.
- Exclusive design features adjustable slides to ensure proper fit
- Easy to apply, lock and store

| Catalog # | Description | Fits | Qty |
|-----------|-----------------------------|--------------------|-----|
| 151748 | T-handle Ball Valve Lockout | 0.5 to 1 in. dia. | 1 |
| 151749 | T-handle Ball Valve Lockout | 1.25 to 2 in. dia. | 1 |

Standard Ball Valve Lockout

- Easy-to-use, single-piece design locks quarter-turn ball valves in OFF position
- Two sizes fit most valves up to 3 in.
- Made of either super-tough nylon (service temp -40° to 248° F) or powder-coated steel

| Catalog # | Material | Max Shackle Dia. | Valve Size / Pipe Dia. | Max Handle Width | Max Handle Thickness |
|-----------|----------|------------------|------------------------|------------------|----------------------|
| 65666 | Nylon | 0.28 in. | 0.25 in. to 1 in. | 1.5 in. | 0.75 in. |
| 65692 | Steel | 0.375 in. | 0.25 in. to 1 in. | 1.5 in. | 0.75 in. |
| 65669 | Steel | 0.28 in. | 1.25 in. to 3 in. | 2.1 in. | 1.25 in. |
| 65693 | Steel | 0.375 in. | 1.25 in. to 3 in. | 1.9 in. | 1.25 in. |



4-Legged Ball Valve Lockout

- Made from ultra-tough polypropylene
- Small size locks out pipes 0.5 in. to 2.5 in. diameter and can also lock valves OPEN on pipes from 0.5 in. to 1.25 in.
- Large size locks out pipes 2 in. to 8 in. diameter


| Small | Size | Valve Size | Color | Qty. |
|----------|-------|-------------------------|--------|------|
| BS07A-RD | Small | 0.5 in. to 2.5 in. dia. | Red | 1 |
| BS07A-YW | Small | 0.5 in. to 2.5 in. dia. | Yellow | 1 |
| BS07A-BU | Small | 0.5 in. to 2.5 in. dia. | Blue | 1 |
| BS07A-GN | Small | 0.5 in. to 2.5 in. dia. | Green | 1 |
| BS08A-RD | Large | 2 in. to 8 in. dia. | Red | 1 |
| BS08A-YW | Large | 2 in. to 8 in. dia. | Yellow | 1 |
| BS08A-BU | Large | 2 in. to 8 in. dia. | Blue | 1 |
| BS08A-GN | Large | 2 in. to 8 in. dia. | Green | 1 |



Perma-Mount™ Ball Valve Lockout

- Retrofit devices are meant to stay permanently in place at the point of need
- One-time installation is easy to complete in just a few minutes
- Available in 2 sizes to fit a full range of 0.5 in. to 4 in. diameter ball valves

| Catalog # | Size | Ball Valve Dia. | Qty |
|-----------|--------------------------------------|------------------|-----|
| 121540 | Small Perma-Mount Ball Valve Lockout | 0.5 in. to 2 in. | 1 |
| 121541 | Large Perma-Mount Ball Valve Lockout | 2 in. to 4 in. | 1 |



Pipe Blind Flange Lockout Device

- Adjustable locking arm accommodates both standard and recessed bolt positions
- Secures 1 or 2 bolts for extra security
- Versatile to accept up to 4 padlocks
- Heavy-duty construction withstands harsh environments
- UL approved for use in explosive atmospheres

| Catalog # | Description | Fits | Qty |
|-----------|-----------------------------|---------------------------------|-----|
| 149228 | Small Blind Flange Lockout | 0.5 in. to 3 in. diameter pipes | 1 |
| 149229 | Medium Blind Flange Lockout | 3 in. to 14 in. diameter pipes | 1 |
| 149230 | Large Blind Flange Lockout | 14 in. to 48 in. diameter pipes | 1 |



Plug Valve Lockout

- Ideal for difficult-to-secure plug valves in compliance with OSHA standards
- Various sizes to fit most 1 in. to 8 in. diameter manually actuated plug valves
- Durable and tamper-resistant with service temperatures from -25°F to 200°F
- Compact in size and easy to use

| Catalog # | Description | Valve Stem Dia. | Qty |
|-----------|--------------------|---------------------------------|-----|
| 113231 | Plug Valve Lockout | Up to 0.875 in. stem dia. | 1 |
| 113232 | Plug Valve Lockout | 0.94 in. to 1.375 in. stem dia. | 1 |
| 113233 | Plug Valve Lockout | 1.75 in. to 2.125 in. stem dia. | 1 |
| 113234 | Plug Valve Lockout | 2.188 in. to 2.5 in. stem dia. | 1 |



Butterfly Valve Lockout


- Innovative design to lock out butterfly valves with a lever handle in the OFF position
- Accommodates handle thicknesses of:
Small - 0.125 in. to 2.25 in.
Large - 2 in. to 4 in.



Butterfly Valve Lockout

- Effective for popular pull handle valves ½ in. to 8 in. dia. commonly used in food and beverage, water utilities, chemical and pharmaceutical industries
- Single-piece design stays together in use or in storage
- Secures the valve handle in any desired position, from fully closed to partially or fully open

| Catalog # | Description |
|-----------|---------------------------------|
| 121504 | Butterfly Valve Lockout - Small |
| 121505 | Butterfly Valve Lockout - Large |



| Catalog # | Description |
|-----------|-------------------------------------|
| 170220 | Pull-handle Butterfly Valve Lockout |
| 49303 | Butterfly Valve Lockout |



Universal Valve Lockout (UVLO)

Lock out all types of valves with a single device

- Made of rugged industrial-grade steel and nylon for extra impact and chemical resistance
- Versatile open-ended clamp fits over most closed rings, wide handles
- Can also lock out large levers, T-handles and other hard-to-secure mechanical devices
- Cable attachment offers choice of 0.125 in. non-conductive nylon or rustproof sheathed metal cable
- Small: for handle widths up to 1 in. (max. handle thickness 0.6 in.)
- Large: for handle widths up to 1.6 in. (max. handle thickness 1.1 in.)

Full Solution

| Catalog # | Description | For Handle Width |
|-----------|--|---------------------------------------|
| 51394 | Small Device, 8 ft. Sheathed Cable, Blocking Arm | Up to 1 in. (max thickness 0.6 in.) |
| 51390 | Small Device, 8 ft. Nylon Cable, Blocking Arm | Up to 1 in. (max thickness 0.6 in.) |
| 51392 | Large Device, 8 ft. Sheathed Cable, Blocking Arm | Up to 1.6 in. (max thickness 1.1 in.) |
| 51388 | Large Device, 8 ft. Nylon Cable, Blocking Arm | Up to 1.6 in. (max thickness 1.1 in.) |

Individual Components

| Catalog # | Description | For Handle Width |
|-----------|--|---------------------------------------|
| 50924 | Small UVLO Base Clamping Unit | Up to 1 in. (max thickness 0.6 in.) |
| 50899 | Large UVLO Base Clamping Unit | Up to 1.6 in. (max thickness 1.1 in.) |
| 65402 | Small Blocking Arm | |
| 65403 | Large Blocking Arm | |
| 51395 | Cable Attachment with 8 ft. Sheathed Cable | |
| 50932 | Cable Attachment with 8 ft. Nylon Cable | |
| 50947 | 8 ft. Sheathed Metal Cable | |
| 50950 | 12 ft. Sheathed Metal Cable | |
| 50953 | 16 ft. Sheathed Metal Cable | |
| 50956 | 20 ft. Sheathed Metal Cable | |



Use blocking arm to lock out quarter-turn ball valves



Attach to butterfly handles to prevent trigger handle from being squeezed



Use cable attachment to lock out gate valves



Use two blocking arms to lock out 3-, 4- or 5-way valves, or to lock in the ON, OFF or throttled position

Powerfully simple



Electrical Lockout Devices

Clear, uncomplicated variety

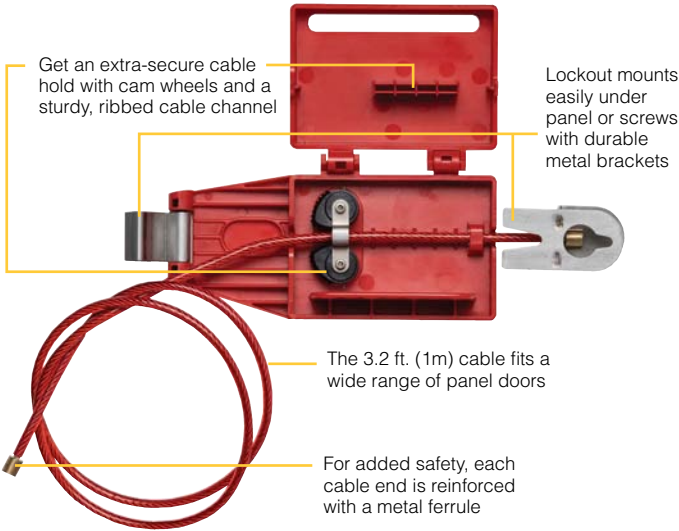
Electrical lockout scenarios can involve tight spaces, small isolation points, and a massive range of size and compatibility considerations. Brady makes it easy to find what you need to effectively lock out all types of electrical isolation points with our comprehensive electrical lockout device offering. See how our innovative products fit and function better than the rest.



Panel Cable Lockout

- Fits a wide range of panel doors to effectively lock out all breakers at once
- One-piece design is easy to install and remove
- Accommodates up to four padlocks or hasps
- Each cable end is reinforced with a metal ferrule
- Cable length: 3.2 ft. (1 m); cable diameter: 0.19 in.

| Catalog # | Description | Qty. |
|-----------|---------------------|------|
| 151633 | Panel Cable Lockout | 1 |



Mounting options



Under panel




Under panel screws



Universal Multi-Pole Breaker Lockout

- Single device works with most major multi-pole breakers that employ a tie-bar
- Made of durable impact-modified nylon
- Use thumbscrew to clamp lockout securely over tie bar, then insert lock to prevent clamp from being loosened


| Catalog # | Description | Qty. |
|-----------|---------------------------------------|------|
| 66321 | Universal Multi-Pole Breaker Lockout | 1 |
| 66320 | Universal Multi-Pole Breaker Lockouts | 6 |



120V Snap-On Breaker Lockout

- Designed for 120V breakers with holes in the switch tongue
- Quick and easy – just snap in place and apply lock
- Dual cavities accommodate different size switch tongues
- Accepts shackles up to 0.28 in. dia.
- Dimensions: 0.83 in. x 0.35 in. x 2.15 in.


| Catalog # | Description | Qty. |
|-----------|-------------------------------|------|
| 65387 | 120V Snap-On Breaker Lockout | 1 |
| 65688 | 120V Snap-On Breaker Lockouts | 6 |



120 / 277V and 480 / 600V Clamp-On Breaker Lockout

- Works on a wide range of single-pole and internal-trip multi-pole breakers
- Use thumbscrew to clamp lockout onto switch tongue, then pull cover over thumbscrew and lock in place
- Accepts lock shackles up to 0.28 in.
- Detachable cleats expand the range of applicable breakers

| Catalog # | Description | Qty. |
|-----------|--------------------------------|------|
| 65396 | 120 / 277V Clamp-On with Cleat | 1 |
| 65965 | 120 / 277V Clamp-On with Cleat | 6 |
| 65397 | 480 / 600V Clamp-On with Cleat | 1 |
| 65966 | 480 / 600V Clamp-On with Cleat | 6 |



Oversized 480 / 600V Clamp-On Breaker Lockout

- Oversized 480 / 600V frame lockout fits breaker switches up to 2.25 in. wide and 0.875 in. thick
- Made of durable polypropylene and glass-filled, impact-modified nylon


| Catalog # | Description | Qty. |
|-----------|---------------------------|------|
| 65329 | Oversized Breaker Lockout | 1 |
| 65321 | Oversized Breaker Lockout | 6 |



Extra Cleats for Clamp-On Breaker Lockout

- Use in conjunction with clamp-on breaker lockouts (sold separately) to expand the range of applicable breakers that can be locked out
- Easily clips onto the bottom of the lockout body
- Ensures positive restraint for breakers with long, sliding switch throws

| Catalog # | Description | Qty. |
|-----------|-------------------------------------|------|
| 65404 | Extra Cleats For 120 / 277V Lockout | 6 |
| 65406 | Extra Cleats For 480 / 600V Lockout | 6 |




480-600V Breaker Blocker

- For oversized and irregularly shaped switches
- Self-adhesive backed rails are permanently installed onto panel
- Blocking bars are 7.6 in. long
- Red blocking bar indicates locked off, green bar indicates locked on

| Catalog # | Description | Qty. |
|-----------|-----------------------------|------|
| 90891 | Breaker Block Kit* | 1 |
| 90892 | 7.6 in. Red Blocking Bar | 5 |
| 90893 | 7.6 in. Green Blocking Bar | 5 |
| 51264 | 4 in. Yellow Mounting Rails | 2 |
| 51265 | Blocking Bar Holder | 5 |


*Kit includes 2 yellow mounting rails, 1 red blocking bar, 1 green blocking bar and 3 alcohol wipes.



TAGLOCK™ 120V Snap-On Breaker Lockout

- Designed for 120V breakers with holes in the switch tongue
- Quick and easy – just snap in place and apply lock
- Dual cavities accommodate different size switch tongues
- Single and 6 packs include cable ties


| Catalog # | Description | Qty |
|-----------|---|-----|
| 148689 | 120V Snap-On Breaker Lockout | 1 |
| 148693 | 120V Snap-On Breaker Lockout | 6 |
| 148694 | 120V Snap-On Breaker Lockout (Cable ties sold separately) | 50 |



TAGLOCK™ 120V Holed-Tongue Breaker Lockout

- Align pins with holes in breaker and snap closed
- Pins prevent switch from being thrown
- Lockout is small enough to lockout multiple breakers in a row
- Single and 6 packs include cable ties

| Catalog # | Description | Qty |
|-----------|--|-----|
| 148696 | Breaker Switches with Holes | 1 |
| 148688 | Breaker Switches with Holes | 6 |
| 148700 | Breaker Switches with Holes (Cable ties sold separately) | 50 |



TAGLOCK™ Universal Multi-Pole Breaker Lockout

- Single device works with most major multi-pole breakers that employ a tie-bar
- Use thumbscrew to clamp lockout securely over tie bar, then insert lock to prevent clamp from being loosened
- Single and 6 packs include cable ties


| Catalog # | Description | Qty |
|-----------|---|-----|
| 148702 | Multi-pole Breaker Lockout | 1 |
| 148697 | Multi-pole Breaker Lockout | 6 |
| 148695 | Multi-pole Breaker Lockout (Cable ties sold separately) | 50 |



TAGLOCK™ 120 / 277V Clamp-On Breaker Lockout

- Works on a wide range of single-pole and internal-trip multi-pole breakers
- Use thumbscrew to clamp lockout onto switch tongue, then pull cover over thumbscrew and lock in place
- Includes cleat to expand the range of applicable breakers
- Single and 6 packs include cable ties

| Catalog # | Description | Qty |
|-----------|--|-----|
| 148690 | 120 / 277V Breaker Lockout | 1 |
| 148698 | 120 / 277V Breaker Lockout | 6 |
| 148699 | 120 / 277V Breaker Lockout (Cleats and cable ties sold separately) | 50 |
| 65404 | Extra Cleats for 120 / 277V Lockout | 6 |



TAGLOCK™ 480 / 600V Clamp-On Breaker Lockout

- Works on a wide range of single-pole and internal-trip multi-pole breakers
- Use thumbscrew to clamp lockout onto switch tongue, then pull cover over thumbscrew and lock in place
- Includes cleat to expand the range of applicable breakers
- Single and 6 packs include cable ties

| Catalog # | Description | Qty |
|-----------|--|-----|
| 148701 | 480 / 600V Breaker Lockout | 1 |
| 148687 | 480 / 600V Breaker Lockout | 6 |
| 148686 | 480 / 600V Breaker Lockout (Cleats and cable ties sold separately) | 25 |
| 65406 | Extra Cleats for 480 / 600V Lockout | 6 |



TAGLOCK™ Oversized Clamp-On Breaker Lockout

- Oversized 480 / 600V frame lockout fits breaker switches up to 2.25 in. wide and 0.875 in. thick
- Made of durable polypropylene and glass-filled, impact-modified nylon
- Single and 6 packs include cable ties

| Catalog # | Description | Qty |
|-----------|--|-----|
| 148692 | Oversized Breaker Lockout | 1 |
| 148691 | Oversized Breaker Lockout | 6 |
| 148685 | Oversized Breaker Lockout (Cable ties sold separately) | 25 |



EZ Paneloc™ System

- Works on wide range of breakers, including single- and multi-pole configurations
- Can be used with most padlocks by making use of unique lock rail system
- Allows panel door to be closed even when lockouts are in place
- Accommodates multiple locks, facilitating group lockout activity without hasps
- Keeps weight off the breakers, protecting delicate electrical components
- Positions locks and tags outside the panel, making sure lockout activity is clearly visible to anyone in the area

(Not recommended for use with multi-lock hasps)



Snap-On Lockout

- For use on Square D NQO and other breakers with a hole in the switch tongue
- Align pins with holes in breaker and snap closed
- Pins prevent switch from being thrown
- Size: 0.90 in. x 1.88 in. x 0.74 in.
- Rails sold separately

| Catalog # | Description | Qty. |
|-----------|--------------------------------|------|
| 51252 | Snap-On Lockout w/ 2 in. Cable | 1 |
| 65815 | Snap-On Lockout w/ 2 in. Cable | 6 |



Clamp-On Lockout

- For use on breakers that do not have a hole in the switch tongue
- Turn thumbscrew to clamp lockout securely onto switch, then snap the cover closed to prevent thumbwheel from being loosened
- Size: 0.95 in. x 2.56 in. x 0.74 in.
- Rails sold separately

| Catalog # | Description | Qty. |
|-----------|---------------------------------|------|
| 51254 | Clamp-On Lockout w/ 2 in. Cable | 1 |
| 65810 | Clamp-On Lockout w/ 2 in. Cable | 6 |



Spacing Gasket and Lock Rails

- For low-profile panels
- Self-adhesive gasket pushes out low-profile panel frame adding 0.375 in. of clearance between the panel and the door
- Lock rails made of durable isoplast polymers with acrylic adhesive backing

| Catalog # | Description | Qty. |
|-----------|---|------|
| 51256 | 4 in. Lock Rail (7 loops) | 1 |
| 65814 | 4 in. Lock Rail (7 loops) | 6 |
| 51258 | 8 in. Lock Rail (15 loops) | 1 |
| 51260 | 8 in. Lock Rail (15 loops) | 6 |
| 89256 | Spacing Gasket 0.375 in. x 1 in. x 15 ft. | 1 |

EZ Paneloc System in Action



1. Expose the super-bond adhesive on back of rail. Permanently affix to any location on the panel.



2. Attach the lockout device to the breaker and snap into locked position.



3. Pass plastic key through lock rail and attach lock, preventing key from sliding down cable to device.



4. After procedure is finished, unlock device by inserting and turning the black plastic key.

Whatever the job, workers will be ready

Electrical & Breaker Lockout Tagout Kits provide the ultimate accessible and portable solution. Fully stocked and ready to go when they arrive, these kits let you put lockout safety at hand with tools for a variety of applications.

▶ See page 58 or [learn more at BradyID.com](http://BradyID.com).



Mini Circuit Breaker Lockout Devices for single- and multi-pole breakers

- ▶ The Miniature Circuit Breaker Lockout Devices from Brady are designed with specific circuit breakers in mind so that lockout can be completed safely and effectively without any tools. These lockouts feature quick and easy installation. Colored tips help easily differentiate devices.



Universal Fit

- One lockout device fits numerous ABB, Hager, Siemens and Schneider mini-circuit breakers
- Low-profile design allows for panel door closure
- Accept locks with shackle diameter up to 0.28 in.
- Quick and easy installation with no tools required
- Works on both single- and multi-pole breakers
- Made from durable, fiberglass-reinforced nylon

| Catalog # | Type | Qty. |
|-----------|--|------|
| 149514 | Miniature circuit breaker lockout - Universal Fit (UF) | 1 |
| 149515 | Miniature circuit breaker lockout - Universal Fit (UF) | 6 |

ABB MS325

- Specifically designed to lockout ABB MS325 series breakers
- Easy one-handed push button installation
- Complete lockout with full size padlock
- Extra-wide tip for added lockout security
- Made from durable, fiberglass-reinforced nylon

| Catalog # | Type | Qty. |
|-----------|--|------|
| 149433 | Miniature circuit breaker lockout - ABB MS325 (MS) | 1 |
| 149434 | Miniature circuit breaker lockout - ABB MS325 (MS) | 6 |



Pin-Out Standard (POS)


- Easily installed with a push button; no tools required
- Accept locks with shackle diameter up to 0.28 in.
- Works on both single- and multi-pole breakers
- Made from durable, fiberglass-reinforced nylon

| Catalog # | Type | Qty. |
|-----------|--|------|
| 90844 | Miniature circuit breaker lockout - Pin-Out Standard (POS) | 1 |
| 90845 | Miniature circuit breaker lockout - Pin-Out Standard (POS) | 6 |

Pin-In Standard (PIS)

- Easily installed with a push button; no tools required
- Accept locks with shackle diameter up to 0.28 in.
- Works on both single- and multi-pole breakers
- Made from durable, fiberglass-reinforced nylon

| Catalog # | Type | Qty. |
|-----------|---|------|
| 90847 | Miniature circuit breaker lockout - Pin-In Standard (POS) | 1 |
| 90848 | Miniature circuit breaker lockout - Pin-In Standard (POS) | 6 |



Pin-Out Wide (POW)

- Easily installed with a push button; no tools required
- Accept locks with shackle diameter up to 0.28 in.
- Works on both single- and multi-pole breakers
- Made from durable, fiberglass-reinforced nylon

| Catalog # | Type | Qty. |
|-----------|--|------|
| 90850 | Miniature circuit breaker lockout - Pin-Out Wide (POW) | 1 |
| 90851 | Miniature circuit breaker lockout - Pin-Out Wide (POW) | 6 |



Tie-Bar Lockout (TBLO)

- Thumb wheel for quick application, no tools required
- Accept locks with shackle diameter up to 0.28 in.
- Works on both single- and multi-pole breakers
- Made from durable, fiberglass-reinforced nylon

| Catalog # | Type | Qty. |
|-----------|--|------|
| 90853 | Miniature circuit breaker lockout - Tie-Bar Lockout (TBLO) | 1 |
| 90854 | Miniature circuit breaker lockout - Tie-Bar Lockout (TBLO) | 6 |

Miniature circuit breaker compatibility chart

| Brand | Poles | Model No. | Type | Catalog # (1/pkg) |
|----------------------|-------|------------------|---------|-------------------|
| ABB | 1 | S222 | POS, UF | 90844, 149514 |
| ABB | 1 | F374 | POS, UF | 90844, 149514 |
| ABB | 1 | S251, S261, S263 | POS, UF | 90844, 149514 |
| ABB | 1 | S272, S253 | POS, UF | 90844, 149514 |
| ABB | 3 | S253 | POS, UF | 90844, 149514 |
| ABB | 3 | MS325 | MS, UF | 149433, 149514 |
| AEG | 2 | E82S | PIS | 90847 |
| Allen-Bradley | 1,2,3 | 1492-CB1, 2, 3 | POS | 90844 |
| Buschmat | 1 | S46 | POS | 90844 |
| Clipsal | 1 | 4CB116 | POS | 90844 |
| Clipsal | 3 | 4CB320 | POS | 90844 |
| E-TA | 1 | 911225 | PIS | 90847 |
| E-TA | 2 | 911220G | POS | 90844 |
| FAZ | 4 | C16 | POS | 90844 |
| FAZ | 1 | C16 | POS | 90844 |
| GE Vynckier | 3 | Series E | PIS | 90847 |
| GE Vynckier | 3 | Series G | PIS | 90847 |
| GE Vynckier | 4 | Series E | PIS | 90847 |
| GE Vynckier | 1 | Series G | PIS | 90847 |
| GE Vynckier 16A | 2 | Series E | PIS | 90847 |
| GE Vynckier C16, 16A | 1 | Series E | PIS | 90847 |
| Hager | 3 | 453717 | POS, UF | 90844, 149514 |
| Hager | 2 | MW216A | POS, UF | 90844, 149514 |
| Hager | 4 | MW620A | POS, UF | 90844, 149514 |
| Kapp | 1 | LS68 | PIS | 90844 |
| Legrand | 2 | 1935 | TBLO | 90844 |

| Brand | Poles | Model No. | Type | Catalog # (1/pkg) |
|--------------|-------|-----------|-----------|-------------------|
| Legrand | 3 | 1980 | TBLO | 90844 |
| Legrand | 4 | 1980 | TBLO | 90844 |
| Legrand | 2 | 4302 | PIS | 90847 |
| Legrand | 3 | 6469 | PIS | 90847 |
| Legrand | 1 | 1908 | PO | 90844 |
| Merlin Gerin | 3 | C80A | TBLO, POW | 90850, 90853 |
| Merlin Gerin | 2 | B100A | TBLO, POW | 90850, 90853 |
| Merlin Gerin | 1 | C60N | POS | 90844 |
| Merlin Gerin | 1 | C32N | POS | 90844 |
| Merlin Gerin | 2 | C60N | POS | 90844 |
| Merlin Gerin | 4 | C60N | POS | 90844 |
| Merlin Gerin | 3 | C32N | POS | 90844 |
| Merlin Gerin | 3 | C45AD | POS | 90844 |
| Proteus | 1 | C16 | POS | 90844 |
| Proteus | 1 | C6 | POS | 90844 |
| Proteus | 3 | C6 | POS | 90844 |
| Siemens 17U | 2 | 5SQ12 | TBLO, UF | 90853, 149514 |
| Siemens 17U | 3 | 5SQ13 | TBLO, UF | 90853, 149514 |
| Siemens 17U | 4 | 5SQ16 | TBLO, UF | 90853, 149514 |
| Siemens 17U | 1 | 5SQ11 | POW, UF | 90850, 149514 |
| Siemens C10 | 1 | 5SX1 | POW, UF | 90850, 149514 |
| Siemens C32 | 2 | 5SX1-2 | TBLO, UF | 90853, 149514 |
| Siemens C70 | 3 | 5SX13 | TBLO, UF | 90853, 149514 |
| Siemens L20A | 2 | 5SN2-2 | TBLO, UF | 90853, 149514 |
| Sursum | 3 | EA53 | PIS | 90847 |
| Wylex | 2 | WRS40/2 | POS | 90844 |



Circuit Breaker Lockout Compatibility Guide

Brady offers a wide variety of lockouts to isolate and secure most circuit breaker switches. From standard snap-on and clamp-on models to oversized, multi-pole and miniature options, Brady is sure to have what you need.

| Brand | Model No. | Poles | Compatible Part # |
|-------|-----------|-------|-------------------|
| ABB | E221 | 1 | 90844 |
| ABB | E222 | 2 | 90844 |
| ABB | E241 | 1 | 90844 |
| ABB | E242 | 2 | 90844 |
| ABB | E243 | 3 | 90844 |
| ABB | E244 | 4 | 90844 |
| ABB | E271 | 1 | 90844 |
| ABB | E272 | 2 | 90844 |
| ABB | E273 | 3 | 90844 |
| ABB | E274 | 4 | 90844 |
| ABB | F202AC | 2 | 90850 |
| ABB | F204AC | 4 | 90850 |
| ABB | F362 | 2 | 90844 |
| ABB | F364 | 4 | 90844 |
| ABB | F374 | 4 | 90844, 149514 |
| ABB | F672 | 2 | 90850 |
| ABB | F674 | 4 | 90850 |
| ABB | JS | 2-3 | 65397*, 148701* |
| ABB | MS325 | 3 | 149433 |
| ABB | S1 | 3 | 65396, 148690 |
| ABB | S201-B | 1 | 90844 |
| ABB | S201-C | 1 | 90844 |
| ABB | S201-D | 1 | 90844 |
| ABB | S201-K | 1 | 90844 |
| ABB | S201P-K | 1 | 90844 |
| ABB | S201P-Z | 1 | 90844 |
| ABB | S201U-K | 1 | 90844 |
| ABB | S201U-Z | 1 | 90844 |
| ABB | S201UP-K | 1 | 90844 |
| ABB | S201UP-Z | 1 | 90844 |
| ABB | S202-B | 2 | 90844 |
| ABB | S202-C | 2 | 90844 |
| ABB | S202-D | 2 | 90844 |
| ABB | S202-K | 2 | 90844 |
| ABB | S202P-K | 2 | 90844 |
| ABB | S202P-Z | 2 | 90844 |
| ABB | S202U-K | 2 | 90844 |
| ABB | S202U-Z | 2 | 90844 |
| ABB | S202UP-K | 2 | 90844 |
| ABB | S202UP-Z | 2 | 90844 |
| ABB | S203-B | 3 | 90844 |
| ABB | S203-C | 3 | 90844 |
| ABB | S203-D | 3 | 90844 |
| ABB | S203-K | 3 | 90844 |
| ABB | S203P-K | 3 | 90844 |
| ABB | S203P-Z | 3 | 90844 |
| ABB | S203U-K | 3 | 90844 |
| ABB | S203U-Z | 3 | 90844 |
| ABB | S203UP-K | 3 | 90844 |
| ABB | S203UP-Z | 3 | 90844 |
| ABB | S204-B | 4 | 90844 |
| ABB | S204-C | 4 | 90844 |
| ABB | S204-K | 4 | 90844 |
| ABB | S204U-K | 4 | 90844 |
| ABB | S204U-Z | 4 | 90844 |
| ABB | S204UP-K | 4 | 90844 |
| ABB | S204UP-Z | 4 | 90844 |
| ABB | S221 | 1 | 90844 |
| ABB | S222 | 2 | 90844, 149514 |
| ABB | S222-K | 4 | 90844 |
| ABB | S223 | 3 | 90844 |
| ABB | S224 | 4 | 90844 |
| ABB | S251 | 1 | 90844, 149514 |
| ABB | S252 | 2 | 90844 |

| Brand | Model No. | Poles | Compatible Part # |
|---------------|------------|-------|-------------------|
| ABB | S253 | 3 | 90844, 149514 |
| ABB | S261 | 1 | 90844, 149514 |
| ABB | S261-B | 1 | 90844 |
| ABB | S261-C | 1 | 90844 |
| ABB | S261-D | 1 | 90844 |
| ABB | S262-B | 2 | 90844 |
| ABB | S262-C | 2 | 90844 |
| ABB | S262-D | 2 | 90844 |
| ABB | S263 | 1 | 90844, 149514 |
| ABB | S263-B | 3 | 90844 |
| ABB | S263-C | 3 | 90844 |
| ABB | S263-D | 3 | 90844 |
| ABB | S264-B | 4 | 90844 |
| ABB | S264-C | 4 | 90844 |
| ABB | S271-K | 1 | 90844 |
| ABB | S272 | 1 | 90844, 149514 |
| ABB | S272-K | 2 | 90844 |
| ABB | S273-K | 3 | 90844 |
| ABB | S274-K | 4 | 90844 |
| ABB | S281-K | 1 | 90844 |
| ABB | S281-Z | 1 | 90850 |
| ABB | S281UC-K | 1 | 90844 |
| ABB | S281UC-Z | 1 | 90850 |
| ABB | S282-K | 2 | 90844 |
| ABB | S282-Z | 2 | 90850 |
| ABB | S282UC-K | 2 | 90844 |
| ABB | S282UC-Z | 2 | 90850 |
| ABB | S283-K | 3 | 90844 |
| ABB | S283-Z | 3 | 90850 |
| ABB | S283UC-K | 3 | 90844 |
| ABB | S283UC-Z | 3 | 90850 |
| ABB | S3 | 3 | 65397*, 148701* |
| ABB | S501-B | 1 | 90850 |
| ABB | S501-C | 1 | 90850 |
| ABB | S501-D | 1 | 90850 |
| ABB | S501-K | 1 | 90850 |
| ABB | S501UC-B | 1 | 90850 |
| ABB | S501UC-K | 1 | 90850 |
| ABB | S502-B | 2 | 90850 |
| ABB | S502-C | 2 | 90850 |
| ABB | S502-D | 2 | 90850 |
| ABB | S502-K | 2 | 90850 |
| ABB | S502UC-B | 2 | 90850 |
| ABB | S502UC-K | 2 | 90850 |
| ABB | S503-B | 3 | 90850 |
| ABB | S503-C | 3 | 90850 |
| ABB | S503-D | 3 | 90850 |
| ABB | S503-K | 3 | 90850 |
| ABB | S503UC-B | 3 | 90850 |
| ABB | S503UC-K | 3 | 90850 |
| ABB | S504UC-B | 4 | 90850 |
| ABB | S504UC-K | 4 | 90850 |
| AEG | E82S | 2 | 90847 |
| Airpax | Airpax | 1 | 65396*, 148690* |
| Allen Bradley | 1492-CB1DF | 1 | 90844 |
| Allen Bradley | 1492-CB1DG | 1 | 90844 |
| Allen Bradley | 1492-CB1DH | 1 | 90844 |
| Allen Bradley | 1492-CB1F | 1 | 90844 |
| Allen Bradley | 1492-CB1G | 1 | 90844 |
| Allen Bradley | 1492-CB1H | 1 | 90844 |
| Allen Bradley | 1492-CB2DF | 2 | 90844 |
| Allen Bradley | 1492-CB2DG | 2 | 90844 |
| Allen Bradley | 1492-CB2DH | 2 | 90844 |
| Allen Bradley | 1492-CB2F | 2 | 90844 |

| Brand | Model No. | Poles | Compatible Part # |
|--------------------|-----------|-------|--|
| Allen Bradley | 1492-CB2G | 2 | 90844 |
| Allen Bradley | 1492-CB2H | 2 | 90844 |
| Allen Bradley | 1492-CB3F | 3 | 90844 |
| Allen Bradley | 1492-CB3G | 3 | 90844 |
| Allen Bradley | 1492-CB3H | 3 | 90844 |
| Allen-Bradley | 1492-CB1 | 1 | 90844 |
| Allen-Bradley | 1492-CB2 | 2 | 90844 |
| Allen-Bradley | 1492-CB3 | 3 | 90844 |
| American Ckt. Bkr. | NEF | 3 | 65396*, 148690* |
| American Ckt. Bkr. | NJ | 3 | 65397*, 148701*, 65329, 148692 |
| American Switch | C | 1 | 65396*, 148690*, 51252, 148696, 51254 |
| Bryant | BR | 2-3 | 66321, 148702, 51254 |
| Bryant | BR | 1 | 65387, 148689, 65396, 148690, 51254 |
| Buschmat | S46 | 1 | 90844 |
| Challenger | C | 2-3 | 66321, 148702, 51254 |
| Challenger | C | 1 | 65387, 148689, 65396, 148690, 51254 |
| Challenger | CDK | 2-3 | 65397, 148701 |
| Challenger | LM | 1 | 65396, 148690 |
| Challenger | NEJ | 1-2 | 65396*, 148690*, 51254 |
| Clipsal | 4CB | 1-3 | 90844 |
| Clipsal | 4CB116 | 1 | 90844 |
| Clipsal | 4CB320 | 3 | 90844 |
| Crouse-Hinds | MP | 2 | 66321, 148702, 51254 |
| Cutler-Hammer | BA | 1 | 65396, 148690, 51254 |
| Cutler-Hammer | BAB | 2-3 | 66321, 148702 |
| Cutler-Hammer | BAB | 1 | 65387, 148689, 65396, 148690, 51254 |
| Cutler-Hammer | BD | 1 | 65387, 148689, 65396, 148690, 51254 |
| Cutler-Hammer | BR | 2-3 | 66321, 148702, 51254 |
| Cutler-Hammer | BR | 1 | 65387, 148689, 65396, 148690, 51254 |
| Cutler-Hammer | BRH | 2-3 | 66321, 148702, 51254 |
| Cutler-Hammer | BRH | 1 | 65387, 148689, 65396, 148690, 51254 |
| Cutler-Hammer | BRHH | 2 | 66321, 148702, 51254 |
| Cutler-Hammer | CC | 3 | 65397*, 148701* |
| Cutler-Hammer | CH | 2-3 | 66321, 148702, 51254 |
| Cutler-Hammer | CH | 1 | 65387, 148689, 65396, 148690, 51252, 148696, 51254 |
| Cutler-Hammer | CH2 | 4 | 66321, 148702, 51254 |
| Cutler-Hammer | CHB | 2-3 | 66321, 148702, 51254 |
| Cutler-Hammer | CHB | 1 | 65387, 148689, 65396, 148690, 51252, 148696, 51254 |
| Cutler-Hammer | CHH | 3 | 65396*, 148690* |
| Cutler-Hammer | CHKD | 2-3 | 65397, 148701 |
| Cutler-Hammer | CHLD | 2-4 | 65329, 148692 |
| Cutler-Hammer | CHMDL | 2-3 | 65329, 148692 |
| Cutler-Hammer | CHND | 2-4 | 65397*, 148701* |
| Cutler-Hammer | CHP | 2-3 | 66321, 148702, 51254 |
| Cutler-Hammer | CHP | 1 | 65387, 148689, 65396, 148690, 51252, 148696, 51254 |
| Cutler-Hammer | CHQ | 1 | 65396, 148690, 51254 |
| Cutler-Hammer | CHQ | 2 | 66321, 148702, 51254 |
| Cutler-Hammer | CHSW | 2-3 | 66321, 148702, 51254 |
| Cutler-Hammer | CKD | 2-3 | 65397, 148701 |
| Cutler-Hammer | CL | 1 | 65387, 148689, 65396, 148690, 51252, 148696, 51254 |
| Cutler-Hammer | CL | 2 | 66321, 148702, 51254 |


Circuit Breaker Lockout Compatibility Guide (continued)

| Brand | Model No. | Poles | Compatible Part # |
|---------------|-----------|-------|---|
| Cutler-Hammer | CLD | 2-4 | 65329, 148692 |
| Cutler-Hammer | CLDC | 2-4 | 65329, 148692 |
| Cutler-Hammer | CMDL | 2-3 | 65329, 148692 |
| Cutler-Hammer | CND | 2-4 | 65397*, 148701* |
| Cutler-Hammer | CNDC | 2-4 | 65397*, 148701* |
| Cutler-Hammer | CSR | 1 | 65396, 148690, 51254 |
| Cutler-Hammer | DK | 2-3 | 65397, 148701 |
| Cutler-Hammer | E125B | 1-4 | 65396, 148690, 51254 |
| Cutler-Hammer | E125E | 1-4 | 65396, 148690, 51254 |
| Cutler-Hammer | E125H | 1-4 | 65396, 148690, 51254 |
| Cutler-Hammer | E125S | 1-4 | 65396, 148690, 51254 |
| Cutler-Hammer | ED | 2-4 | 65396, 148690, 51254 |
| Cutler-Hammer | EDC | 2-4 | 65396, 148690, 51254 |
| Cutler-Hammer | EDH | 2-4 | 65396, 148690, 51254 |
| Cutler-Hammer | EFH | 1-4 | 65396, 148690, 51254 |
| Cutler-Hammer | EGB | 1-4 | 65396, 148690, 51254 |
| Cutler-Hammer | EGE | 1-4 | 65396, 148690, 51254 |
| Cutler-Hammer | EGS | 1-4 | 65396, 148690, 51254 |
| Cutler-Hammer | EHC | 1-4 | 65396, 148690, 51254 |
| Cutler-Hammer | EHD | 1-4 | 65396, 148690, 51254 |
| Cutler-Hammer | FB | 2-3 | 65396, 148690, 51254 |
| Cutler-Hammer | FC | 1-4 | 65396, 148690, 51254 |
| Cutler-Hammer | FD | 1-4 | 65396, 148690, 51254 |
| Cutler-Hammer | FDB | 2-4 | 65396, 148690, 51254 |
| Cutler-Hammer | FDC | 2-4 | 65396, 148690, 51254 |
| Cutler-Hammer | FS | 2-3 | 65396, 148690, 51254 |
| Cutler-Hammer | GB | 1-3 | 65396, 148690, 51254 |
| Cutler-Hammer | GC | 1-3 | 65396, 148690, 51254 |
| Cutler-Hammer | GD | 1-3 | 65396, 148690, 51254 |
| Cutler-Hammer | GDB | 1-3 | 65396, 148690, 51254 |
| Cutler-Hammer | GHB | 1-3 | 65396, 148690, 51254 |
| Cutler-Hammer | GHBGFEP | 1 | 65396, 148690, 51254 |
| Cutler-Hammer | GHC | 1-3 | 65396, 148690, 51254 |
| Cutler-Hammer | GHCGFEP | 1 | 65396, 148690, 51254 |
| Cutler-Hammer | HBAW | 2-3 | 66321, 148702 |
| Cutler-Hammer | HBAW | 1 | 65387, 148689, 65396, 148690, 51254 |
| Cutler-Hammer | HBAX | 2-3 | 66321, 148702 |
| Cutler-Hammer | HBAX | 1 | 65387, 148689, 65396, 148690, 51254 |
| Cutler-Hammer | HFD | 1-4 | 65396, 148690, 51254 |
| Cutler-Hammer | HGHB | 1 | 65396, 148690, 51254 |
| Cutler-Hammer | HGHC | 1 | 65396, 148690, 51254 |
| Cutler-Hammer | HJD | 2-4 | 65397, 148701 |
| Cutler-Hammer | HKD | 2-4 | 65397, 148701 |
| Cutler-Hammer | HLD | 2-4 | 65329, 148692 |
| Cutler-Hammer | HMCP | 2-3 | 65396, 148690, 65397, 148701, 65329, 148692 |
| Cutler-Hammer | HMDL | 2-3 | 65329, 148692 |
| Cutler-Hammer | HMDLB | 2-3 | 65329, 148692 |
| Cutler-Hammer | HMPL | 3 | 65397*, 148701*, 65329, 148692 |
| Cutler-Hammer | HND | 2-4 | 65397*, 148701* |
| Cutler-Hammer | HQP | 2 | 66321, 148702 |
| Cutler-Hammer | HQP | 1 | 65387, 148689, 65396, 148690, 51254 |
| Cutler-Hammer | JD | 2-4 | 65397, 148701 |
| Cutler-Hammer | JDB | 2-3 | 65397, 148701 |
| Cutler-Hammer | JDC | 2-4 | 65397, 148701 |
| Cutler-Hammer | KD | 2-4 | 65397, 148701 |
| Cutler-Hammer | KDB | 2-4 | 65397, 148701 |
| Cutler-Hammer | KDC | 2-4 | 65397, 148701 |

| Brand | Model No. | Poles | Compatible Part # |
|---------------|-----------|-------|-------------------------------------|
| Cutler-Hammer | LA | 2-3 | 65397, 148701 |
| Cutler-Hammer | LD | 2-4 | 65329, 148692 |
| Cutler-Hammer | LDB | 2-3 | 65329, 148692 |
| Cutler-Hammer | LDC | 2-4 | 65329, 148692 |
| Cutler-Hammer | LH | 3 | 65397, 148701 |
| Cutler-Hammer | LHB | 3 | 65397, 148701 |
| Cutler-Hammer | LJ | 3 | 51254 |
| Cutler-Hammer | MA | 2-3 | 65397*, 148701* |
| Cutler-Hammer | MC | 2-3 | 65397*, 148701* |
| Cutler-Hammer | MD | 2-3 | 65329, 148692 |
| Cutler-Hammer | MDL | 2-3 | 65329, 148692 |
| Cutler-Hammer | MDS | 2-3 | 65329, 148692 |
| Cutler-Hammer | NB | 2-3 | 65329, 148692 |
| Cutler-Hammer | ND | 2-4 | 65397*, 148701* |
| Cutler-Hammer | NDC | 2-4 | 65397*, 148701* |
| Cutler-Hammer | OPTIM | 3 | 65397*, 148701* |
| Cutler-Hammer | PB | 2-3 | 65329, 148692 |
| Cutler-Hammer | QBGF | 1 | 65396, 148690 |
| Cutler-Hammer | QBGF | 2 | 51254 |
| Cutler-Hammer | QBGFEP | 1 | 65396, 148690 |
| Cutler-Hammer | QBGFEP | 2 | 51254 |
| Cutler-Hammer | QBHGF | 1 | 65396, 148690 |
| Cutler-Hammer | QBHGFEP | 1 | 65396, 148690 |
| Cutler-Hammer | QBHW | 2-3 | 66321, 148702 |
| Cutler-Hammer | QBHW | 1 | 65387, 148689, 65396, 148690, 51254 |
| Cutler-Hammer | QC | 2-3 | 66321, 148702, 51254 |
| Cutler-Hammer | QC | 1 | 65387, 148689, 65396, 148690, 51254 |
| Cutler-Hammer | QCD | 2-3 | 66321, 148702, 51254 |
| Cutler-Hammer | QCD | 1 | 65387, 148689, 65396, 148690, 51254 |
| Cutler-Hammer | QCGF | 1 | 65396, 148690 |
| Cutler-Hammer | QCGFEP | 1 | 65396, 148690 |
| Cutler-Hammer | QCHGF | 1 | 65396, 148690 |
| Cutler-Hammer | QCHGFEP | 1 | 65396, 148690 |
| Cutler-Hammer | QCHW | 2-3 | 66321, 148702, 51254 |
| Cutler-Hammer | QCHW | 1 | 65387, 148689, 65396, 148690, 51254 |
| Cutler-Hammer | QHCW | 2-3 | 66321, 148702, 51254 |
| Cutler-Hammer | QHCW | 1 | 65387, 148689, 65396, 148690, 51254 |
| Cutler-Hammer | QHCX | 2-3 | 66321, 148702, 51254 |
| Cutler-Hammer | QHCX | 1 | 65387, 148689, 65396, 148690, 51254 |
| Cutler-Hammer | QHPW | 2-3 | 66321, 148702 |
| Cutler-Hammer | QHPW | 1 | 65387, 148689, 65396, 148690, 51254 |
| Cutler-Hammer | QHPX | 2-3 | 66321, 148702 |
| Cutler-Hammer | QHPX | 1 | 65387, 148689, 65396, 148690, 51254 |
| Cutler-Hammer | QPGF | 1 | 65396, 148690 |
| Cutler-Hammer | QPGF | 2 | 51254 |
| Cutler-Hammer | QPGFEP | 1 | 65396, 148690 |
| Cutler-Hammer | QPGFEP | 2 | 51254 |
| Cutler-Hammer | QPHGF | 1 | 65396, 148690 |
| Cutler-Hammer | QPHGFEP | 1 | 65396, 148690 |
| Cutler-Hammer | QPHW | 2-3 | 66321, 148702 |
| Cutler-Hammer | QPHW | 1 | 65387, 148689, 65396, 148690, 51254 |
| Cutler-Hammer | WME | 1-3 | 90844 |
| Cutler-Hammer | WMF | 1-3 | 90844 |


| Brand | Model No. | Poles | Compatible Part # |
|--------------------|---------------------------------|-------|------------------------|
| Cutler-Hammer | WMH | 1-4 | 90844 |
| Cutler-Hammer | WMM | 1-4 | 90844 |
| Cutler-Hammer | WMN | 1-4 | 90844 |
| Cutler-Hammer | WMS | 1-4 | 90844 |
| Eaton | Please see Cutler-Hammer brand. | | |
| E-T-A | 911225 | 1 | 90847 |
| E-T-A | 911220G | 2 | 90844 |
| FAZ | C16 | 1-4 | 90844 |
| Fed. Pacific Elec. | 2B | 2 | 51254 |
| Fed. Pacific Elec. | BAB | 1 | 65396, 148690, 51254 |
| Fed. Pacific Elec. | NA-single | 3 | 65397*, 148701*, 51254 |
| Fed. Pacific Elec. | NA-tie bar | 2 | 51254 |
| Fed. Pacific Elec. | NB | 1 | 65397*, 148701*, 51254 |
| Fed. Pacific Elec. | NBH GFI | 1 | 65396, 148690, 51254 |
| Fed. Pacific Elec. | NE/NEF | 1-3 | 65396*, 148690* |
| Fed. Pacific Elec. | NEJ | 1-3 | 65396*, 148690* |
| Fed. Pacific Elec. | NFJ | 1-3 | 65396, 148690 |
| Fed. Pacific Elec. | NJJ | 1-3 | 65397, 148701 |
| Fed. Pacific Elec. | NJL | 1-3 | 65397, 148701 |
| Fed. Pacific Elec. | NM | 1-3 | 65397, 148701 |
| Fed. Pacific Elec. | NP-single | 1 | 65396, 148690, 51254 |
| Frank Adams | P | 1 | 65396, 148690, 51254 |
| FUJI Electric | BU-ESA | 3 | 65396*, 148690* |
| FUJI Electric | BU-ESB | 3 | 65396*, 148690* |
| FUJI Electric | BU-FSB | 3 | 65396*, 148690* |
| FUJI Electric | EA203B | 3 | 65396*, 148690* |
| FUJI Electric | EA53B | 3 | 65396*, 148690* |
| GE Vynckier | Series E | 1-4 | 90847 |
| GE Vynckier | Series G | 1-3 | 90847 |
| General Electric | EH400 | 3 | 65397, 148701 |
| General Electric | HQC | 3 | 65396, 148690, 51254 |
| General Electric | SED | 2-3 | 65396, 148690, 51254 |
| General Electric | SEH | 2-3 | 65396, 148690, 51254 |
| General Electric | SEL | 2-3 | 65396, 148690, 51254 |
| General Electric | SEP | 2-3 | 65396, 148690, 51254 |
| General Electric | SFH | 2-3 | 65396, 148690, 51254 |
| General Electric | SFL | 2-3 | 65396, 148690, 51254 |
| General Electric | SFP | 2-3 | 65396, 148690, 51254 |
| General Electric | SGD | 2-3 | 65396, 148690 |
| General Electric | SGH | 2-3 | 65396, 148690 |
| General Electric | SGL | 2-3 | 65396, 148690 |
| General Electric | SGLA | 2-3 | 65396, 148690 |
| General Electric | SGP | 2-3 | 65396, 148690 |
| General Electric | SRPG | 3 | 65396, 148690 |
| General Electric | TB | 2 | 65396*, 148690*, 51254 |
| General Electric | TBC | 2 | 65396*, 148690*, 51254 |
| General Electric | TE | 1-3 | 65396*, 148690*, 51254 |
| General Electric | TEB | 1-3 | 65396*, 148690*, 51254 |
| General Electric | TED | 1-3 | 65396*, 148690*, 51254 |
| General Electric | TEF | 1-3 | 65396*, 148690*, 51254 |
| General Electric | TEL | 3 | 65396*, 148690*, 51254 |
| General Electric | TEML | 3 | 65396*, 148690*, 51254 |
| General Electric | TEY | 1-3 | 65396, 148690, 51254 |
| General Electric | TF | 1-3 | 65396, 148690, 51254 |
| General Electric | TFC | 3 | 65396*, 148690*, 51254 |
| General Electric | TFJ | 2-3 | 65397, 148701 |
| General Electric | TFK | 2-3 | 65397, 148701 |
| General Electric | TFL | 3 | 65397, 148701 |
| General Electric | THED | 1-3 | 65396*, 148690*, 51254 |
| General Electric | THEF | 1-3 | 65396*, 148690*, 51254 |
| General Electric | THFK | 2-3 | 65397, 148701 |

Standard Circuit Breaker Lockouts




| | | | | |
|--|---|---|--|---|
| 65387 148689 120V Snap-on lockout | 65396 148690 120 / 277V Clamp-on lockout | 65397 148701 480 / 600V Clamp-on lockout | 65329 148692 480 / 600V Oversized lockout | 66321 148702 Universal multi-pole lockout |
|--|---|---|--|---|

EZ Paneloc™ Lockouts



| | |
|---|--|
| 51252 148696 Snap-on (SQD QO) lockout | 51254 Clamp-on (universal) lockout |
|---|--|

Miniature Circuit Breaker Lockouts



| | | | | | |
|--|---|--------------------------------------|---------------------------------|---------------------------------|------------------------------------|
| 90844 Pin-out standard lockout | 90847 Pin-in standard lockout | 90850 Pin-out wide lockout | 90853 Tie-bar lockout | 149433 Rotary lockout | 149514 Universal lockout |
|--|---|--------------------------------------|---------------------------------|---------------------------------|------------------------------------|

*Requires use of a cleat.

Circuit Breaker Lockout Compatibility Guide (continued)

| Brand | Model No. | Poles | Compatible Part # |
|------------------|-----------|-------|-------------------------------------|
| General Electric | THHQB | 2-3 | 66321, 148702, 51254 |
| General Electric | THHQB-A | 1 | 65387, 148689, 65396, 148690, 51254 |
| General Electric | THHQB-S | 1 | 65396, 148690, 51254 |
| General Electric | THHQC | 1-3 | 66321, 148702, 51254 |
| General Electric | THHQC-A | 1 | 65387, 148689, 65396, 148690, 51254 |
| General Electric | THHQC-S | 1 | 65396, 148690, 51254 |
| General Electric | THHQL | 2-3 | 66321, 148702, 51254 |
| General Electric | THHQL-A | 1 | 65387, 148689, 65396, 148690, 51254 |
| General Electric | THHQL-S | 1 | 65396, 148690, 51254 |
| General Electric | THJK4 | 2-3 | 65397*, 148701* |
| General Electric | THJK6 | 2-3 | 65397*, 148701* |
| General Electric | THKM12 | 2-3 | 65329, 148692 |
| General Electric | THKM8 | 2-3 | 65329, 148692 |
| General Electric | THLC1 | 3 | 65396*, 148690* |
| General Electric | THQB | 2-3 | 66321, 148702, 51254 |
| General Electric | THQB-A | 1 | 65387, 148689, 65396, 148690, 51254 |
| General Electric | THQB-S | 1 | 65396, 148690, 51254 |
| General Electric | THQC | 2-3 | 66321, 148702, 51254 |
| General Electric | THQC-A | 1 | 65387, 148689, 65396, 148690, 51254 |
| General Electric | THQC-AL | 2-3 | 66321, 148702, 51254 |
| General Electric | THQC-S | 1 | 65396, 148690, 51254 |
| General Electric | THQD | 2-3 | 65396*, 148690*, 51254 |
| General Electric | THQDBL | 3 | 51254 |
| General Electric | THQL | 2-3 | 66321, 148702, 51254 |
| General Electric | THQL-A | 1 | 65387, 148689, 65396, 148690, 51254 |
| General Electric | THQL-S | 1 | 65396, 148690, 51254 |
| General Electric | TJ2 | 2-3 | 65397*, 148701*, 65329, 148692 |
| General Electric | TJ4 | 3 | 65397, 148701 |
| General Electric | TJC | 2-3 | 65396*, 148690*, 51254 |
| General Electric | TJD | 2-3 | 65397*, 148701* |
| General Electric | TJJ | 2-3 | 65397*, 148701* |
| General Electric | TJK | 2-3 | 65397*, 148701* |
| General Electric | TJS | 2-3 | 65397*, 148701* |
| General Electric | TK4V | 3 | 65397, 148701 |
| General Electric | TKC | 3 | 65396*, 148690*, 51254 |
| General Electric | TKM | 2-3 | 65329, 148692 |
| General Electric | TKMA8 | 3 | 65329, 148692 |
| General Electric | TQB | 2-3 | 66321, 148702, 51254 |
| General Electric | TQB-A | 1 | 65387, 148689, 65396, 148690, 51254 |
| General Electric | TQB-S | 1 | 65396, 148690, 51254 |
| General Electric | TQC | 2-3 | 66321, 148702, 51254 |
| General Electric | TQC-A | 1 | 65387, 148689, 65396, 148690, 51254 |
| General Electric | TQC-S | 1 | 65396, 148690, 51254 |
| General Electric | TQD | 2-3 | 65396, 148690 |
| General Electric | TQL-A | 1 | 65387, 148689, 65396, 148690, 51254 |
| General Electric | TQL-S | 1 | 65396, 148690, 51254 |
| General Electric | V | 1-3 | 90847 |
| General Electric | V | 1-4 | 90847 |
| Hager | 453717 | 3 | 90844, 149514 |
| Hager | MW216A | 2 | 90844, 149514 |
| Hager | MW620A | 4 | 90844, 149514 |
| Heinemann | LB | 1 | 65396*, 148690* |
| Heinemann | LF | 1 | 65396*, 148690* |
| Heinemann | LJ | 1 | 65396*, 148690* |
| Kapp | LS68 | 1 | 90844 |
| Legrand | 1908 | 1 | 90844 |
| Legrand | 1935 | 3 | 90844 |
| Legrand | 1980 | 3-4 | 90844 |
| Legrand | 4302 | 2 | 90847 |
| Legrand | 6469 | 3 | 90847 |
| Lemag | SD62 | 1 | 65396, 148690 |
| Merlin Gerin | B100A | 2 | 90850, 90853 |
| Merlin Gerin | B100A | 2 | 90850, 90853 |
| Merlin Gerin | C1251N | 3 | 65329, 148692 |
| Merlin Gerin | C32N | 1-3 | 90844 |
| Merlin Gerin | C45AD | 3 | 90844 |

| Brand | Model No. | Poles | Compatible Part # |
|--------------|-------------|-------|--|
| Merlin Gerin | C60a | 1-4 | 90844 |
| Merlin Gerin | C60H | 1-4 | 90844 |
| Merlin Gerin | C60N | 1-4 | 90844 |
| Merlin Gerin | C801N | 3 | 65329, 148692 |
| Merlin Gerin | C80A | 3 | 90850, 90853 |
| Merlin Gerin | C80A | 3 | 90850, 90853 |
| Merlin Gerin | CE104N | 3 | 65396*, 148690* |
| Merlin Gerin | CJ | 3 | 65397*, 148701* |
| Merlin Gerin | CK1200NA | 3 | 65329, 148692 |
| Merlin Gerin | NC100H | 1-3 | 90850 |
| Merlin Gerin | NC100L | 1-4 | 90850 |
| Merlin Gerin | NC100L MA | 3 | 90850 |
| Merlin Gerin | NC100LH | 1-4 | 90850 |
| Merlin Gerin | NC100N | 1-4 | 90850 |
| Merlin Gerin | NC125H | 1-3 | 90850 |
| Proteus | C6 | 1 | 90844 |
| Proteus | AC22BS5419 | 2 | 66321, 148702 |
| Proteus | BSEN60947-3 | 2 | 66321, 148702 |
| Proteus | C16 | 1 | 90844 |
| Proteus | C6 | 1-3 | 90844 |
| Siemens 17U | 5SQ16 | 4 | 90853 |
| Siemens C10 | 5SX1 | 1 | 90850, 149514 |
| Siemens C32 | 5SX1-2 | 2 | 90853, 149514 |
| Siemens ITE | 5SN22 | 2 | 90853 |
| Siemens ITE | 5SQ11 | 1 | 90850, 149514 |
| Siemens ITE | 5SQ12 | 2 | 90853, 149514 |
| Siemens ITE | 5SQ13 | 3 | 90853, 149514 |
| Siemens ITE | 5SQ16 | 4 | 90853, 149514 |
| Siemens ITE | 5SX11 | 1 | 90850 |
| Siemens ITE | 5SX12 | 2 | 90853 |
| Siemens ITE | 5SX13 | 3 | 90853, 149514 |
| Siemens ITE | 5SX21 | 1 | 90850 |
| Siemens ITE | BL | 1 | 65387, 148689, 65396, 148690, 51252, 148696, 51254 |
| Siemens ITE | BL | 2-3 | 66321, 148702, 51254 |
| Siemens ITE | BLF-GFI | 2 | 66321, 148702, 51254 |
| Siemens ITE | BLH | 1 | 65387, 148689, 65396, 148690, 51254 |
| Siemens ITE | BLH | 2-3 | 66321, 148702, 51254 |
| Siemens ITE | BQ | 1 | 65387, 148689, 65396, 148690, 51254 |
| Siemens ITE | BQ | 2-3 | 66321, 148702, 51254 |
| Siemens ITE | BQCH | 1-3 | 65396, 148690, 51254 |
| Siemens ITE | BQD | 1-3 | 65396, 148690, 51254 |
| Siemens ITE | BQH | 1 | 65387, 148689, 65396, 148690, 51254 |
| Siemens ITE | BQH | 2-3 | 66321, 148702, 51254 |
| Siemens ITE | CED6 | 2-3 | 65396, 148690, 51254 |
| Siemens ITE | CFD6 | 2-3 | 65397*, 148701* |
| Siemens ITE | CFD6-ETI | 2-3 | 65397*, 148701* |
| Siemens ITE | CJ3 | 3 | 65397, 148701 |
| Siemens ITE | CJD6 | 2-3 | 65397, 148701 |
| Siemens ITE | CJD6-ETI | 2-3 | 65397, 148701 |
| Siemens ITE | CLF | 2 | 65397, 148701 |
| Siemens ITE | CMD6 | 3 | 65329, 148692 |
| Siemens ITE | CMD6-ETI | 3 | 65329, 148692 |
| Siemens ITE | CND6 | 3 | 65329, 148692 |
| Siemens ITE | CPD6 | 3 | 65329, 148692 |
| Siemens ITE | CQD | 1-3 | 65396*, 148690*, 51254 |
| Siemens ITE | E2 | 1-3 | 65396, 148690, 51254 |
| Siemens ITE | E4 | 1-3 | 65396, 148690, 51254 |
| Siemens ITE | ED | 1-3 | 65396, 148690, 51254 |
| Siemens ITE | ED4 | 1-3 | 65396, 148690, 51254 |
| Siemens ITE | ED6 | 1-3 | 65396, 148690, 51254 |
| Siemens ITE | ED6-ETI | 3 | 65396, 148690, 51254 |
| Siemens ITE | EE3 | 3 | 65396*, 148690*, 51254 |
| Siemens ITE | EH3 | 3 | 65396*, 148690*, 51254 |
| Siemens ITE | EQP | 4 | 66321, 148702, 51254 |
| Siemens ITE | ET | 3 | 65396*, 148690*, 51254 |
| Siemens ITE | FD6A | 2-3 | 65397*, 148701* |
| Siemens ITE | FJ2-B | 2-3 | 65396*, 148690*, 65397*, 148701* |
| Siemens ITE | FJ3 | 2 | 65397, 148701 |
| Siemens ITE | FJ6 | 2 | 65397*, 148701* |

| Brand | Model No. | Poles | Compatible Part # |
|-------------|-----------|-------|-------------------------------------|
| Siemens ITE | FXD6-ETI | 2-3 | 65397*, 148701* |
| Siemens ITE | FXD6A | 2-3 | 65397*, 148701* |
| Siemens ITE | GF | 1 | 65396, 148690, 51254 |
| Siemens ITE | HBL | 1 | 65387, 148689, 65396, 148690, 51254 |
| Siemens ITE | HBL | 2-3 | 66321, 148702, 51254 |
| Siemens ITE | HBQ | 1 | 65387, 148689, 65396, 148690, 51254 |
| Siemens ITE | HBQ | 2-3 | 66321, 148702, 51254 |
| Siemens ITE | HE4 | 1-3 | 65396, 148690, 51254 |
| Siemens ITE | HED4 | 1-3 | 65396, 148690, 51254 |
| Siemens ITE | HED6 | 2-3 | 65396, 148690, 51254 |
| Siemens ITE | HFD6 | 2-3 | 65397*, 148701* |
| Siemens ITE | HFXD6 | 2-3 | 65397*, 148701* |
| Siemens ITE | HHED6 | 2-3 | 65396, 148690, 51254 |
| Siemens ITE | HHFD6 | 2-3 | 65397*, 148701* |
| Siemens ITE | HHJD6 | 2-3 | 65397, 148701 |
| Siemens ITE | HHJXD6 | 2-3 | 65397, 148701 |
| Siemens ITE | HJD6 | 2-3 | 65397, 148701 |
| Siemens ITE | HJXD6 | 2-3 | 65397, 148701 |
| Siemens ITE | HMD6 | 2-3 | 65329, 148692 |
| Siemens ITE | HMXD6 | 2-3 | 65329, 148692 |
| Siemens ITE | HIN3 | 2 | 65329, 148692 |
| Siemens ITE | HND6 | 2-3 | 65329, 148692 |
| Siemens ITE | HINXD6 | 2-3 | 65329, 148692 |
| Siemens ITE | HPD6 | 3 | 65329, 148692 |
| Siemens ITE | HPXD6 | 3 | 65329, 148692 |
| Siemens ITE | HQJ2-H | 3 | 65396, 148690, 51254 |
| Siemens ITE | HQP | 1 | 65387, 148689, 65396, 148690, 51254 |
| Siemens ITE | HQP | 2-3 | 66321, 148702, 51254 |
| Siemens ITE | HQPP | 1 | 65387, 148689, 65396, 148690, 51254 |
| Siemens ITE | HQPP | 2-3 | 66321, 148702, 51254 |
| Siemens ITE | HQPPH | 2 | 66321, 148702, 51254 |
| Siemens ITE | HRD6 | 3 | 65329, 148692 |
| Siemens ITE | HRXD6 | 3 | 65329, 148692 |
| Siemens ITE | JD2 | 3 | 65329, 148692 |
| Siemens ITE | JD6-A | 2-3 | 65397, 148701 |
| Siemens ITE | JJ3 | 3 | 65397, 148701 |
| Siemens ITE | JJ6 | 3 | 65329, 148692 |
| Siemens ITE | JL3 | 3 | 65397, 148701 |
| Siemens ITE | JXD2-A | 2-3 | 65397, 148701 |
| Siemens ITE | JXD6-A | 2-3 | 65329, 148692 |
| Siemens ITE | KM3 | 3 | 65329, 148692 |
| Siemens ITE | LL3 | 3 | 65397, 148701 |
| Siemens ITE | LL6 | 3 | 65329, 148692 |
| Siemens ITE | LXD6-ETI | 3 | 65329, 148692 |
| Siemens ITE | MD6 | 2-3 | 65329, 148692 |
| Siemens ITE | MXD6 | 2-3 | 65329, 148692 |
| Siemens ITE | MXD6-ETI | 2-3 | 65329, 148692 |
| Siemens ITE | ND6 | 2-3 | 65329, 148692 |
| Siemens ITE | NXD6 | 2-3 | 65329, 148692 |
| Siemens ITE | PD6 | 3 | 65329, 148692 |
| Siemens ITE | PXD6 | 3 | 65329, 148692 |
| Siemens ITE | QJ2 | 2-3 | 65396*, 148690*, 51254 |
| Siemens ITE | QJ2-H | 2-3 | 65396*, 148690*, 51254 |
| Siemens ITE | QJH2 | 2-3 | 65396*, 148690*, 51254 |
| Siemens ITE | QP | 1 | 65387, 148689, 65396, 148690, 51254 |
| Siemens ITE | QP | 2-3 | 66321, 148702, 51254 |
| Siemens ITE | QP1 | 1 | 65396, 148690, 51254 |
| Siemens ITE | QPH | 1 | 65387, 148689, 65396, 148690, 51254 |
| Siemens ITE | QPH | 2-4 | 66321, 148702, 51254 |
| Siemens ITE | QPP | 1 | 65387, 148689, 65396, 148690, 51254 |
| Siemens ITE | QPP | 2-3 | 66321, 148702, 51254 |
| Siemens ITE | QPPH | 1 | 65387, 148689, 65396, 148690, 51254 |
| Siemens ITE | QPPH | 2-3 | 66321, 148702, 51254 |
| Siemens ITE | RD6 | 3 | 65329, 148692 |
| Siemens ITE | RXD6 | 3 | 65329, 148692 |
| Siemens ITE | SCMD6 | 3 | 65329, 148692 |
| Siemens ITE | SCND6 | 3 | 65329, 148692 |

Circuit Breaker Lockout Compatibility Guide (continued)

| Brand | Model No. | Poles | Compatible Part # |
|--------------|-----------|-------|--------------------------------|
| Siemens ITE | SHLD6-A | 3 | 65329, 148692 |
| Siemens ITE | SHMD6 | 3 | 65329, 148692 |
| Siemens ITE | SHND6 | 3 | 65329, 148692 |
| Siemens ITE | SHPD6 | 3 | 65329, 148692 |
| Siemens ITE | SMD6 | 3 | 65329, 148692 |
| Siemens ITE | SND6 | 3 | 65329, 148692 |
| Siemens ITE | SPD6 | 3 | 65329, 148692 |
| Siemens ITE | VF3 | 3 | 65396, 148690 |
| Siemens L20A | 5SN2-2 | 2 | 90853, 149514 |
| Square D | EDB | 1-3 | 65396, 148690, 51254 |
| Square D | EGB | 1-3 | 65396, 148690, 51254 |
| Square D | EH4 | 1-3 | 65396, 148690, 51254 |
| Square D | EHB | 1-3 | 65396, 148690, 51254 |
| Square D | EHB | 2-3 | 66321, 148702, 51254 |
| Square D | EJB | 1-3 | 65396, 148690, 51254 |
| Square D | EZ | 3 | 65329, 148692 |
| Square D | FA | 1-3 | 65396*, 148690* |
| Square D | FAL | 1-3 | 65396*, 148690* |
| Square D | FC | 3 | 65396*, 148690* |
| Square D | FCL | 2-3 | 65396*, 148690* |
| Square D | FDA | 2-3 | 65396, 148690, 51254 |
| Square D | FGA | 3 | 51254 |
| Square D | FH | 1-3 | 65396*, 148690* |
| Square D | FHL | 1-3 | 65396*, 148690* |
| Square D | FHL-DC | 3 | 65396*, 148690* |
| Square D | FHP | 3 | 65396*, 148690* |
| Square D | FI | 3 | 65396*, 148690* |
| Square D | FIL | 3 | 65396*, 148690* |
| Square D | FY | 1 | 65396*, 148690* |
| Square D | GJL | 3 | 65396*, 148690* |
| Square D | KA | 2-3 | 65396*, 148690* |
| Square D | KAL | 2-3 | 65396*, 148690* |
| Square D | KAP | 2-3 | 65397, 148701 |
| Square D | KC | 2-3 | 65396*, 148690* |
| Square D | KCL | 2-3 | 65396*, 148690* |
| Square D | KH | 2-3 | 65396*, 148690* |
| Square D | KHL | 3 | 65396*, 148690* |
| Square D | KI | 2-3 | 65396*, 148690* |
| Square D | KIL | 2-3 | 65396*, 148690* |
| Square D | L2 | 3 | 65329, 148692 |
| Square D | LA | 2-3 | 65397*, 148701*, 65329, 148692 |
| Square D | LAL | 2-3 | 65397*, 148701*, 65329, 148692 |
| Square D | LAP | 3 | 65397*, 148701*, 65329, 148692 |
| Square D | LC | 3 | 65329, 148692 |
| Square D | LCP | 3 | 65329, 148692 |
| Square D | LH | 2-3 | 65397*, 148701* |
| Square D | LHL | 3 | 65397*, 148701*, 65329, 148692 |
| Square D | LHP | 1-2 | 65397*, 148701*, 65329, 148692 |
| Square D | LXL | 3 | 65329, 148692 |
| Square D | MA | 3 | 65329, 148692 |
| Square D | MA | 2-3 | 65397*, 148701* |
| Square D | MAL | 3 | 65329, 148692 |
| Square D | MH | 2-3 | 65329, 148692 |
| Square D | MH | 2-3 | 65397*, 148701* |
| Square D | MHL | 2-3 | 65329, 148692 |
| Square D | ML-1 | 3 | 65397*, 148701* |
| Square D | ML-3 | 3 | 65329, 148692 |
| Square D | MXL | 3 | 65329, 148692 |

| Brand | Model No. | Poles | Compatible Part # |
|----------------|---------------|-------|--|
| Square D | Q1B | 2-3 | 65396, 148690, 51254 |
| Square D | Q1L | 2-3 | 65396, 148690, 51254 |
| Square D | Q2 | 2-3 | 65396*, 148690* |
| Square D | Q2H | 2-3 | 65396*, 148690* |
| Square D | Q2L | 2-3 | 65396*, 148690* |
| Square D | Q2MT | 2-3 | 65396*, 148690* |
| Square D | Q4 | 2-3 | 65397*, 148701* |
| Square D | Q4L | 2-3 | 65397*, 148701* |
| Square D | QO | 1 | 51252, 148696 |
| Square D | QO | 2-3 | 65387, 148689, 65396, 148690, 51252, 148696, 51254 |
| Square D | QO-H | 2 | 51252, 148696 |
| Square D | QO-SWN | 2-3 | 65387, 148689, 65396, 148690, 51252, 148696, 51254 |
| Square D | QO-VH | 1 | 51252, 148696 |
| Square D | QO-VH | 2-3 | 65387, 148689, 65396, 148690, 51252, 148696, 51254 |
| Square D | QOB | 1 | 51252, 148696 |
| Square D | QOB | 2-3 | 65387, 148689, 65396, 148690, 51252, 148696, 51254 |
| Square D | QOB-H | 2 | 51252, 148696 |
| Square D | QOB-VH | 2-3 | 66321, 148702 |
| Square D | QOB-VH | 1 | 65387, 148689, 65396, 148690, 51252, 148696, 51254 |
| Square D | QOM1-VH | 2 | 65396, 148690, 51254 |
| Square D | QOM2-VH | 2 | 65396, 148690, 51254 |
| Square D | QOU | 1 | 51252, 148696 |
| Square D | QOU | 2-3 | 65396*, 148690*, 51252, 148696, 51254 |
| Square D | QOU w/tie bar | 2-3 | 66321, 148702, 51254 |
| Square D | QYU | 1 | 51252, 148696 |
| Square D | Y1 | 1 | 65397, 148701 |
| Sursum | EA53 | 3 | 90847 |
| Sylvania GTE | QC | 2 | 66321, 148702, 51254 |
| Sylvania GTE | Type C | 2 | 66321, 148702, 51254 |
| Thomas & Betts | F Frame | 1-3 | 65396, 148690, 51254 |
| Toshiba | E225B | 3 | 65396*, 148690* |
| Westinghouse | BA | 1-3 | 65387, 148689, 65396, 148690, 51254 |
| Westinghouse | BA w/tie bar | 2-3 | 66321, 148702 |
| Westinghouse | BAB | 1-3 | 65387, 148689, 65396, 148690, 51254 |
| Westinghouse | BR | 1-3 | 65387, 148689, 65396, 148690, 51254 |
| Westinghouse | BR w/tie bar | 2-3 | 66321, 148702, 51254 |
| Westinghouse | BRH w/tie bar | 2-3 | 66321, 148702 |
| Westinghouse | CA | 2 | 65396*, 148690* |
| Westinghouse | DA | 2-3 | 65397, 148701 |
| Westinghouse | DK | 3 | 65397, 148701 |
| Westinghouse | EB | 1-3 | 65396*, 148690*, 51254 |
| Westinghouse | ED | 2-3 | 65396, 148690, 51254 |
| Westinghouse | EH | 1-3 | 65396, 148690, 51254 |
| Westinghouse | EHB | 1-3 | 65396*, 148690* |
| Westinghouse | EHD | 1-3 | 65396, 148690, 51254 |
| Westinghouse | FA | 3 | 65396*, 148690*, 51254 |
| Westinghouse | FB | 2-3 | 65396*, 148690*, 51254 |
| Westinghouse | FD | 1-4 | 65396, 148690, 51254 |
| Westinghouse | FDB | 2-4 | 65396, 148690, 51254 |

| Brand | Model No. | Poles | Compatible Part # |
|--------------|------------|-------|-------------------------------------|
| Westinghouse | FDC | 2-4 | 65396, 148690, 51254 |
| Westinghouse | FP | 3 | 65397*, 148701* |
| Westinghouse | GB | 1-3 | 65396, 148690, 51254 |
| Westinghouse | GBH | 1-3 | 65396, 148690, 51254 |
| Westinghouse | GHB | 1-3 | 65396, 148690, 51254 |
| Westinghouse | GR | 3 | 65397, 148701 |
| Westinghouse | HBAW | 1 | 65387, 148689, 65396, 148690, 51254 |
| Westinghouse | HBAX | 1 | 65387, 148689, 65396, 148690, 51254 |
| Westinghouse | HCA | 3 | 65396*, 148690* |
| Westinghouse | HFB | 1-3 | 65396*, 148690* |
| Westinghouse | HFD | 1-4 | 65396, 148690, 51254 |
| Westinghouse | HKD | 3 | 65397, 148701 |
| Westinghouse | HLA | 3 | 65397, 148701 |
| Westinghouse | HLB | 2-3 | 65397, 148701 |
| Westinghouse | HMC | 3 | 65397, 148701 |
| Westinghouse | HMCPC | 3 | 65396*, 148690*, 51254 |
| Westinghouse | HNC | 3 | 65329, 148692 |
| Westinghouse | HQNP | 3 | 65396, 148690, 51254 |
| Westinghouse | HQP | 1 | 65387, 148689, 65396, 148690, 51254 |
| Westinghouse | JA | 2-3 | 65397, 148701 |
| Westinghouse | JB | 3 | 65397, 148701 |
| Westinghouse | JDB | 2-4 | 65397, 148701 |
| Westinghouse | JDB | 3 | 65397, 148701 |
| Westinghouse | KA | 3 | 65397*, 148701* |
| Westinghouse | KB | 2-3 | 65397, 148701 |
| Westinghouse | LA | 3 | 65397*, 148701* |
| Westinghouse | LB | 3 | 65397, 148701 |
| Westinghouse | LBB | 3 | 65397, 148701 |
| Westinghouse | LH | 3 | 65397, 148701 |
| Westinghouse | MA | 2-3 | 65397*, 148701* |
| Westinghouse | MC | 2-3 | 65397*, 148701* |
| Westinghouse | MCC | 2-3 | 65397*, 148701* |
| Westinghouse | MCPO | 3 | 65396*, 148690*, 51254 |
| Westinghouse | NB | 2-3 | 65329, 148692 |
| Westinghouse | P | 3 | 65396, 148690, 51254 |
| Westinghouse | QBHW | 1 | 65387, 148689, 65396, 148690, 51254 |
| Westinghouse | QC | 3 | 66321, 148702 |
| Westinghouse | QC | 1 | 65387, 148689, 65396, 148690, 51254 |
| Westinghouse | QCHQ | 1 | 65387, 148689, 65396, 148690, 51254 |
| Westinghouse | QHCW | 1 | 65387, 148689, 65396, 148690, 51254 |
| Westinghouse | QHCX | 1 | 65387, 148689, 65396, 148690, 51254 |
| Westinghouse | QHPW | 1 | 65387, 148689, 65396, 148690, 51254 |
| Westinghouse | QPHW | 1 | 65387, 148689, 65396, 148690, 51254 |
| Westinghouse | Quicktag P | 1-3 | 65396, 148690, 51254 |
| Westinghouse | RE | 1-2 | 65396, 148690, 51254 |
| Westinghouse | RH | 3 | 65397, 148701 |
| Westinghouse | WPHX | 1 | 65387, 148689, 65396, 148690, 51254 |
| Wylex | WRS40/2 | 2 | 90844 |
| Zinsco | HQB | 3 | 65396, 148690, 51254 |
| Zinsco | QB | 1 | 65396, 148690, 51254 |

Standard Circuit Breaker Lockouts

- 65387 148689**
120V
Snap-on lockout
- 65396 148690**
120 / 277V
Clamp-on lockout
- 65397 148701**
480 / 600V
Clamp-on lockout
- 65329 148692**
480 / 600V
Oversized lockout
- 66321 148702**
Universal multi-pole lockout

EZ Paneloc™ Lockouts

- 51252 148696**
Snap-on (SQD QO) lockout
- 51254**
Clamp-on (universal) lockout

Miniature Circuit Breaker Lockouts

- 90844**
Pin-out standard lockout
- 90847**
Pin-in standard lockout
- 90850**
Pin-out wide lockout
- 90853**
Tie-bar lockout
- 149433**
Rotary lockout
- 149514**
Universal lockout

*Requires use of a cleat.

Versatile solutions



Additional Lockout Devices

Effective and easy to use

From buttons to pendants to gas cylinders, the potential for accidental energy release comes from many sources. Keep workers protected with specialized devices that are effective and easy to use.



Push Button and E-Stop Safety Covers

- Temporarily prevent access to the ON / OFF and emergency stop buttons
- Universal fit for IEC and NEMA buttons
- Features one-time installation of low-profile base and removable, transparent cover, which allows view of button position while cover is installed
- Hinged eyelet accepts safety locks
- Each base supplied with 1 yellow label, 1 red label and adhesive backing

| Catalog # | Description | Button | Color | Qty. |
|-----------|-------------------------------|--------|-------------|------|
| 134018 | Small Base with Short Cover | 16 mm | Red Cover | 1 |
| 130819 | Small Base with Tall Cover | 16 mm | Red Cover | 1 |
| 130820 | Medium Base with Medium Cover | 22 mm | Red Cover | 1 |
| 130821 | Large Base with Medium Cover | 30 mm | Red Cover | 1 |
| 139793 | Small Base with Short Cover | 16 mm | Clear Cover | 1 |
| 139794 | Small Base with Tall Cover | 16 mm | Clear Cover | 1 |
| 139795 | Medium Base with Medium Cover | 22 mm | Clear Cover | 1 |
| 139796 | Large Base with Medium Cover | 30 mm | Clear Cover | 1 |
| 130822 | Extra Bases - Small | 16 mm | Clear | 5 |
| 130823 | Extra Bases - Medium | 22 mm | Clear | 5 |
| 130824 | Extra Bases - Large | 30 mm | Clear | 5 |



Pendant Control Safety Cover

- Innovatively designed device controls access to your pendant controls
- Rigid sides prevent access on all four sides to prevent access to buttons
- Expandable for use on multiple-sized pendants up to 18 inches
- Collapsible design for easy transport and storage – simply flatten, store or take wherever need
- Room for up to four padlocks

| Catalog # | Description | Qty. |
|-----------|--|------|
| 150587 | Pendant Control Safety Cover 5.25 in. W x 11 in. L (Expands to fit 18 in. pendant) | 1 |
| 151252 | Pendant Control Safety Cover 32.2 in. W x 9 in. D (Expands to fit 39 in. pendant) | 1 |



Push Button Cover NEMA 30.5 mm (PBL6)



Push Button Cover IEC 22.5 mm (PBL8)



Emergency Stop Cover NEMA 30.5 mm (PBL2)



Emergency Stop Cover IEC 22.5 mm (PBL4)

Push Button Safety Covers

- 104602: Clear hinged cover completely covers button, and prevents access. White legend plate included
- 104603: Clear and metal hinged cover completely covers button, preventing access

| Catalog # | Type | Qty |
|-----------|---|-----|
| PBL6 | Push Button Safety Cover - NEMA 30.5 mm | 1 |
| PBL8 | Push Button Safety Cover - IEC 22.5 mm | 1 |

Emergency Stop Safety Covers

- Permanently install over push / pull or twist-release emergency stops
- Durable metal bar locks button in the depressed OFF position when lock shackle is inserted

| Catalog # | Type | Qty |
|-----------|-------------------------------------|-----|
| PBL2 | Emergency Stop Cover - NEMA 30.5 mm | 1 |
| PBL4 | Emergency Stop Cover - IEC 22.5 mm | 1 |



Wall Switch Lockouts

- Use with most wall-mounted switches
- Easy to install using existing screws
- Come in a high-visibility red color and can lock switch in ON or OFF position

| Catalog # | Description | Qty. |
|-----------|-------------------------|------|
| 65392 | Red Wall Switch Lockout | 1 |
| 65696 | Red Wall Switch Lockout | 6 |

*padlocks not uncluded



Pneumatic Quick-Disconnect Lockout

- Isolates pneumatic energy without the expense and inconvenience of installing in-line lockout valves
- Device is applied to the male fitting, isolating equipment from all compressed air sources
- Accommodates the majority of 0.25 in., 0.375 in., 0.5 in. male fittings
- Hole in center of device allows for permanent storage on an air hose and a loop on the side can be used to hang the hose and lockout device
- Accepts up to 0.25 in. shackle

| Catalog # | Description | Qty. |
|-----------|-------------------|------|
| 64221 | Pneumatic Lockout | 1 |
| 65645 | Pneumatic Lockout | 6 |



SMC Air Line Regulator Lockout

- Enables regulator to be locked in the on, off or throttled position
- Easy installation: remove snap cap, install lockout on regulator rod, snap replacement cap on regulator
- Comes with lockout, cap and allen wrench. Padlock not included.



| Catalog # | Description |
|-----------|--|
| 64539 | Lockout for Miniature SMC Models AR2000 / NAR2000 |
| 64540 | Lockout for Intermediate SMC Models AR3000 / NAR3000 |




Snap Cap™ Gas Cylinder Lockout

- Designed to fit most North American pressure gas cylinders
- Meets DOT standards and denies access to the main cylinder control and regulator attachment
- Powder-coated welded steel construction is extremely durable

| Catalog # | Size | Thread Type |
|-----------|-----------------------------|-----------------------------|
| 90496 | 6.5 in. x 3.125 in. x 11 UN | High Pressure Fine Thread |
| 95137 | 6.5 in. x 3.5 in. x 11 UN | Low Pressure Fine Thread |
| 95138 | 6.5 in. x 3.125 in. x 11 UN | High Pressure Coarse Thread |
| 95139 | 6.5 in. x 3.5 in. x 11 UN | Low Pressure Coarse Thread |

Fuse and Terminal Block Lockout Devices

- ▶ Highly visible devices that feature a unique locking mechanism to prevent removal from a fuse block
- ▶ Available in a range of large and small sizes to lock out or block out just about any commonly used fuse type
- ▶ Nylon construction is nonconductive



0.56 in. Block Fuse Lockout

| Catalog # | Fits | Qty. |
|-----------|----------------------|------|
| 149280 | 0.56 in. Fuse Blocks | 2 |
| 149281 | 0.56 in. Fuse Blocks | 50 |

USSC2 Modular Fuse Lockout

| Catalog # | Fits | Qty. |
|-----------|----------------------|------|
| 149282 | USSC2 Modular Blocks | 2 |
| 149283 | USSC2 Modular Blocks | 50 |

GE NEC Fuse Lockout



| Catalog # | Fits | Qty. |
|-----------|---------------------|------|
| 149284 | GE, NEC Fuse Blocks | 2 |
| 149285 | GE, NEC Fuse Blocks | 50 |

Terminal Block Lockout

| Catalog # | Fits | Qty. |
|-----------|--------------------------|------|
| 149278 | Multiple Terminal Blocks | 2 |
| 149279 | Multiple Terminal Blocks | 50 |

Fuse and Terminal Block Lockouts

- Designed for quick and easy installation with no tools needed
- Durable and non-conductive
- Made from fiberglass-reinforced nylon
- Accepts 0.25 in. shackle safety padlocks, compact safety padlocks, cable padlocks and nylon ties



Universal Fuse Lockout

- Designed to prevent the unintended re-energization of an energy source through a fuse
- Easy-to-use device fits most fuse holders between 20 and 400 amps
- Dimensions: 1.38 in. x 0.59 in. x 2.36 in.

| Catalog # | Description | Qty. |
|-----------|------------------------------|------|
| 873367 | Universal Fuse Lockout - Red | 1 |

Fuse Lockout Device

- Unique locking mechanism prevents device from being accidentally removed from fuse block
- Available in two sizes for most commonly used fuses

| Catalog # | Description | Qty. |
|-----------|----------------------------|------|
| 65750 | Fuse Lockout size 1332 in. | 6 |
| 65751 | Fuse Lockout size 9/16 in. | 6 |

Fuse Blockout Device

- Small blockout device fits fuses 0.25, 0.28, 0.41 and 0.56 in. sizes
- Large blockout fits 0.68 in. to 0.81 in. and blade-type fuses

| Catalog # | Description | Qty. |
|-----------|---------------------|------|
| 65690 | Small Fuse Blockout | 6 |
| 65691 | Large Fuse Blockout | 6 |


Plug Lockout Devices

- ▶ Simple solutions for electrical equipment lockout procedures
- ▶ Nylon construction is nonconductive
- ▶ Accommodate a wide variety of plug shapes and sizes



BatteryBlock™ Battery Cable Lockout for Commercial Vehicles

- Innovatively designed device keeps battery cables locked out throughout vehicle maintenance
- Non-conductive post and cover prevent the cable from slipping or being pulled out of the device
- Low-profile design for tight working areas
- Space for up to two padlocks so your device stays secured throughout maintenance
- Large size fits terminal end and inline connectors



Large size fits terminal end and inline connectors



Internal post prevents cable from slipping or being pulled out

| Catalog # | Type | Qty |
|-----------|------------------------------------|-----|
| 150820 | BatteryBlock Cable Lockout - Small | 1 |
| 150822 | BatteryBlock Cable Lockout - Small | 24 |
| 150821 | BatteryBlock Cable Lockout - Large | 1 |
| 150823 | BatteryBlock Cable Lockout - Large | 24 |



BatteryBlock Power Connector Lockout - Forklift

- Fits 175A/350A power connectors with/without handles
- Non-conductive pins ensure the device stays secure during maintenance projects and off-shift periods
- Single-piece design is easy to store and manage so you don't have to worry about losing pieces

| Catalog # | Description | Qty. |
|-----------|---|------|
| 150841 | BatteryBlock Power Connector Lockout - Forklift | 1 |



Steering Wheel Safety Cover

- Communicate the status of equipment that is being repaired or serviced
- Ideal for forklifts, electric pallet jacks, construction equipment and fleet vehicles
- Goes over the steering wheel and is secured with one padlock (no hasp needed)

| Catalog # | Description | Qty. |
|-----------|-------------------------------------|------|
| 151874 | Steering Wheel Safety Cover, 12 in. | 1 |
| 151875 | Steering Wheel Safety Cover, 16 in. | 1 |
| 151876 | Steering Wheel Safety Cover, 20 in. | 1 |



3-in-1 Electrical Plug Lockout

- Accommodates high- and low-voltage plugs up to 3 in. diameter and 5.5 in. long
- 2 sliding top lids close to secure cords up to 1.25 in. dia.
- Constructed of yellow thermoplastic with bilingual label


| Catalog # | Type | Qty |
|-----------|---------------------|-----|
| PLO23 | 3-in-1 Plug Lockout | 1 |



Electrical Plug Lockouts

- Prevent electrical plugs from being inserted into a wall outlet
- Constructed of rugged polypropylene
- Small 110V lockout: 2 in. x 2 in. x 3.5 in. with 0.5 in. dia. hole for cable
- Large 220 / 500V lockout: 3.25 in. x 3.25 in. x 7 in. with 1 in. dia. hole for cable

| Catalog # | Type | Qty |
|-----------|--------------------------|-----|
| 65674 | Small 110V Plugout | 1 |
| 65675 | Large 220 / 500V Plugout | 1 |



Electrical / Pneumatic Plug Lockout

- Accommodates electrical plugs up to 3.5 in. dia. and 5 in. long as well as male air hose connectors
- Holes accommodate electrical cord or necked down pneumatic male fittings commonly attached to compressed air hose
- Works on 110V, 220V and 550V plugs
- Constructed of durable polystyrene

| Catalog # | Type | Qty |
|-----------|-------------------------------------|-----|
| PLO27E | Electrical / Pneumatic Plug Lockout | 1 |



Hubbell Plugout™ Lockout

- Two sizes fit most heavy industrial plug applications
- Small dimensions: 4.25 in. x 7.31 in.; max. cord dia. of 1.2 in.; max. plug size of 2.75 in. x 4.75 in.
- Large dimensions: 6.31 in. x 12.47 in.; max. cord dia. of 1.46 in.; max. plug size 4.5 in. x 10.3 in.

| Catalog # | Type | Qty |
|-----------|--------------------------------|-----|
| 65695 | Hubbell Plugout Lockout, Small | 1 |
| 65968 | Hubbell Plugout Lockout, Large | 1 |



Stoppower® Plug Lockouts

- Ideal for office equipment and other frequently locked out cords
- For use on 2- or 3-pronged polarized plugs

| Catalog # | Type | Qty. |
|-----------|--------------------------------------|------|
| 65673 | Red Stoppower Plug (keyed different) | 1 |



Detachable IEC Plug Lockout

- Plug and twist to prevent power going to the socket
- Durable, vibrant-orange nylon material
- Lightweight, compact size









| Catalog # | Type | Qty. |
|-----------|------------------------|------|
| 148081 | Detachable IEC Lockout | 1 |

*Padlock not included

Confined Space Safety Covers

- ▶ Add an extra layer of security to confined space signs and tapes
- ▶ Restrict unauthorized access with high-visibility barriers, including lockable options
- ▶ Keep the focus on maintenance by keeping out litter, debris and animals



| | Catalog no. | Sign description | Size | Description inch (mm) |
|---|--|--|---|--|
| Solid Lockable Covers | | | | |
|  | 151045 | DANGER - Confined Space - Enter by Permit Only | Small | Fits standard 20 (508.0) manway |
| | 151046 | DANGER - Permit Required - No Unauthorized Entry | Small | Fits standard 20 (508.0) manway |
| | 151047 | DANGER - Confined Space - Enter by Permit Only | Medium | Fits standard 24 (609.6) manway |
| | 151048 | DANGER - Permit Required - No Unauthorized Entry | Medium | Fits standard 24 (609.6) manway |
| | 151049 | DANGER - Confined Space - Enter by Permit Only | Large | Fits standard 30 (762.0) manway |
| | 151050 | DANGER - Permit Required - No Unauthorized Entry | Large | Fits standard 30 (762.0) manway |
| | 151051 | DANGER - Confined Space - Enter by Permit Only | X-Large | Fits standard 36 (914.4) manway |
| 151052 | DANGER - Permit Required - No Unauthorized Entry | X-Large | Fits standard 36 (914.4) manway | |
| Ventilated Lockable Covers | | | | |
|  | 151053 | DANGER - Confined Space - Enter by Permit Only | Small | Fits standard 20 (508.0) manway |
| | 151054 | DANGER - Permit Required - No Unauthorized Entry | Small | Fits standard 20 (508.0) manway |
| | 151055 | DANGER - Confined Space - Enter by Permit Only | Medium | Fits standard 24 (609.6) manway |
| | 151056 | DANGER - Permit Required - No Unauthorized Entry | Medium | Fits standard 24 (609.6) manway |
| | 151057 | DANGER - Confined Space - Enter by Permit Only | Large | Fits standard 30 (762.0) manway |
| | 151058 | DANGER - Permit Required - No Unauthorized Entry | Large | Fits standard 30 (762.0) manway |
| | 151059 | DANGER - Confined Space - Enter by Permit Only | X-Large | Fits standard 36 (914.4) manway |
| 151060 | DANGER - Permit Required - No Unauthorized Entry | X-Large | Fits standard 36 (914.4) manway | |
| Red Mesh Lockable Covers | | | | |
|  | 151079 | DANGER - Confined Space - Enter by Permit Only | Small | Fits standard 20 (508.0) manway |
| | 151080 | DANGER - Permit Required - No Unauthorized Entry | Small | Fits standard 20 (508.0) manway |
| | 151081 | DANGER - Confined Space - Enter by Permit Only | Medium | Fits standard 24 (609.6) manway |
| | 151082 | DANGER - Permit Required - No Unauthorized Entry | Medium | Fits standard 24 (609.6) manway |
| | 151083 | DANGER - Confined Space - Enter by Permit Only | Large | Fits standard 30 (762.0) manway |
| | 151084 | DANGER - Permit Required - No Unauthorized Entry | Large | Fits standard 30 (762.0) manway |
| | 151085 | DANGER - Confined Space - Enter by Permit Only | X-Large | Fits standard 36 (914.4) manway |
| 151086 | DANGER - Permit Required - No Unauthorized Entry | X-Large | Fits standard 36 (914.4) manway | |
| Elastic Non-Lockable Covers | | | | |
|  | 151061 | DANGER - Confined Space - Enter by Permit Only | Small | Fits standard 20 (508.0) manway |
| | 151062 | DANGER - Permit Required - No Unauthorized Entry | Small | Fits standard 20 (508.0) manway |
| | 151063 | DANGER - Confined Space - Enter by Permit Only | Medium | Fits standard 24 (609.6) manway |
| | 151064 | DANGER - Permit Required - No Unauthorized Entry | Medium | Fits standard 24 (609.6) manway |
| | 151065 | DANGER - Confined Space - Enter by Permit Only | Large | Fits standard 30 (762.0) manway |
| | 151066 | DANGER - Permit Required - No Unauthorized Entry | Large | Fits standard 30 (762.0) manway |
| | 151067 | DANGER - Confined Space - Enter by Permit Only | X-Large | Fits standard 36 (914.4) manway |
| 151068 | DANGER - Permit Required - No Unauthorized Entry | X-Large | Fits standard 36 (914.4) manway | |
| Magnetic Non-Lockable Covers | | | | |
|  | 151069 | DANGER - Confined Space - Enter by Permit Only | X-Small | Fits up to 20 x 20 (508.0 x 508.0) opening |
| | 151070 | DANGER - Permit Required - No Unauthorized Entry | X-Small | Fits up to 20 x 20 (508.0 x 508.0) opening |
| | 151071 | DANGER - Confined Space - Enter by Permit Only | Small | Fits up to 28 x 28 (711.2 x 711.2) opening |
| | 151072 | DANGER - Permit Required - No Unauthorized Entry | Small | Fits up to 28 x 28 (711.2 x 711.2) opening |
| | 151073 | DANGER - Confined Space - Enter by Permit Only | Medium | Fits up to 34 x 34 (863.6 x 863.6) opening |
| | 151074 | DANGER - Permit Required - No Unauthorized Entry | Medium | Fits up to 34 x 34 (863.6 x 863.6) opening |
| | 151075 | DANGER - Confined Space - Enter by Permit Only | Large | Fits up to 40 x 40 (1016.0 x 1016.0) opening |
| 151076 | DANGER - Permit Required - No Unauthorized Entry | Large | Fits up to 40 x 40 (1016.0 x 1016.0) opening | |
| 151077 | DANGER - Confined Space - Enter by Permit Only | X-Large | Fits up to 50 x 50 (1270.0 x 1270.0) opening | |
| 151078 | DANGER - Permit Required - No Unauthorized Entry | X-Large | Fits up to 50 x 50 (1270.0 x 1270.0) opening | |
| Tower Skirt Covers | | | | |
|  | 151095 | DANGER - Confined Space - Enter by Permit Only | Small | Fits up to 24 x 24 (609.6 x 609.6) opening |
| | 151096 | DANGER - Permit Required - No Unauthorized Entry | Small | Fits up to 24 x 24 (609.6 x 609.6) opening |
| | 151097 | DANGER - Confined Space - Enter by Permit Only | Medium | Fits up to 40 x 40 (1016.0 x 1016.0) opening |
| | 151098 | DANGER - Permit Required - No Unauthorized Entry | Medium | Fits up to 40 x 40 (1016.0 x 1016.0) opening |
| | 151099 | DANGER - Confined Space - Enter by Permit Only | Large | Fits up to 30 W x 48 H (762.0 x 1219.2) opening |
| | 151100 | DANGER - Permit Required - No Unauthorized Entry | Large | Fits up to 30 W x 48 H (762.0 x 1219.2) opening |
| | 151101 | DANGER - Confined Space - Enter by Permit Only | X-Large | Fits up to 30 W x 58 H (762.0 x 1473.2) opening |
| 151102 | DANGER - Permit Required - No Unauthorized Entry | X-Large | Fits up to 30 W x 58 H (762.0 x 1473.2) opening | |
| Ratchet Strap Lockable Set | | | | |
|  | 151103 | — | Small | Wraps up to 8 ft. (2.4 m) dia. skirts / columns |
| | 151104 | — | Medium | Wraps up to 15 ft. (4.5 m) dia. skirts / columns |
| | 151105 | — | Large | Wraps up to 20 ft. (6.0 m) dia. skirts / columns |
| | 151106 | — | X-Large | Wraps up to 30 ft. (9.1 m) dia. skirts / columns |
| Tower Skirt Lockable Covers Set | | | | |
|  | 151087 | DANGER - Confined Space - Enter by Permit Only | Small | Fits up to 24 x 24 (609.6 x 609.6) opening |
| | 151088 | DANGER - Permit Required - No Unauthorized Entry | Small | Fits up to 24 x 24 (609.6 x 609.6) opening |
| | 151089 | DANGER - Confined Space - Enter by Permit Only | Medium | Fits up to 40 x 40 (1016.0 x 1016.0) opening |
| | 151090 | DANGER - Permit Required - No Unauthorized Entry | Medium | Fits up to 40 x 40 (1016.0 x 1016.0) opening |
| | 151091 | DANGER - Confined Space - Enter by Permit Only | Large | Fits up to 30 W x 48 H (762.0 x 1219.2) opening |
| | 151092 | DANGER - Permit Required - No Unauthorized Entry | Large | Fits up to 30 W x 48 H (762.0 x 1219.2) opening |
| | 151093 | DANGER - Confined Space - Enter by Permit Only | X-Large | Fits up to 30 W x 58 H (762.0 x 1473.2) opening |
| 151094 | DANGER - Permit Required - No Unauthorized Entry | X-Large | Fits up to 30 W x 58 H (762.0 x 1473.2) opening | |

Lockout Tagout

Show. And tell.

When it comes to versatility, tagout is a great choice. Why? This dual-purpose solution provides critical identification *and* is an OSHA-approved alternative to lockout. When used in tandem, a tag reinforces padlock security by alerting workers to a live lockout procedure and conveying critical identification information. This can include why a machine has been locked out, when the lock and tag were applied, and the name of the authorized person who locked and tagged out the system. But if padlocks aren't being used, tagout is approved by OSHA as a standalone alternative to lockout. This versatile, instant identification saves lives, time and costs, making tags a key part of any program.

- ▶ **Standard Lockout Tags**
- ▶ **Specialized Lockout Tags & Accessories**





OSHA keys to compliance: Tagout

Under OSHA 29 CFR 1910.147, the following requirements apply only to tags used as tagout devices (i.e., tags used alone without locks). Tags used in combination with locks are not required to meet the same restrictions as tagout-only devices.

Tagout devices must:

- ▶ Be provided by the employer
- ▶ Be standardized by size, shape or color
- ▶ Be distinguishable from tags used for other purposes
- ▶ Be understandable to all employees
- ▶ Identify the individual who applied the tag
- ▶ Withstand the usage environment to which they are exposed for the maximum period of time that exposure is intended. Tag should not deteriorate or the message become illegible when exposed to weather, wet or damp conditions, chemical or corrosive environments
- ▶ Employ a means of attachment that is substantial enough to prevent accidental removal. The means of attachment must be of a non-reusable type, attachable by hand, self-locking and non-releasable with a minimum pull force of 50 lbs.
- ▶ Warn against hazardous conditions if the machine or equipment is energized
- ▶ Tag shall also include a legend such as the following: Do Not Operate, Do Not Start, Do Not Open, Do Not Close, etc.



Standard Lockout Tags

Simple. Durable. Effective.

When it comes to safety identification, don't risk mixed messages. Jobs to be done change. Equipment changes. And workers change. That's why tags from Brady give you the write-on options you can use again and again to ensure your team has the tools it needs.

Ordering tags is as easy as 1-2-3

1 Choose your material



Heavy-Duty Polyester

- Follow industry best practice by making these employee-assigned tags and having employees update information regularly
- Durable polyester laminate completely encapsulates and protects graphics
- Designed to withstand moisture, grease, chemicals and extreme temperatures
- Accepts pencil, pen and marker. Pen and marker can be completely erased using isopropyl alcohol
- When following the tagout regulation, these tags exceed OSHA's 50 lb. pull force requirement, withstanding up to 80 lbs. of pull force
- Tag size 5.75 in. x 3 in.
- 0.375 in. dia. heavy-duty brass grommet
- Includes OSHA-compliant nylon fasteners
- 2-year outdoor fade resistance



Economy Polyester

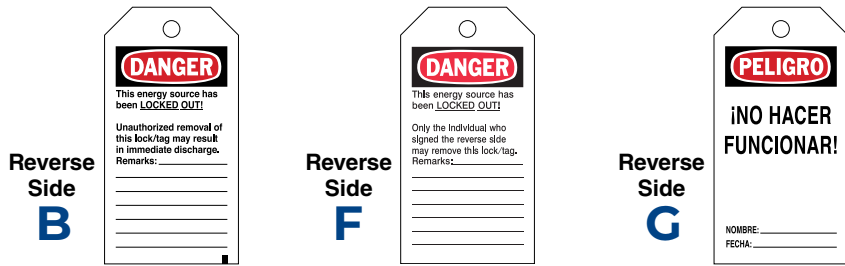
- Versatile option can be used for most applications identifying a padlock or tagging out an isolation point
- Easy-to-write-on rigid polyester surface stays legible longer than cardstock
- When following the tagout regulation, these tags exceed OSHA's 50 lb. pull force requirement for tagout devices
- Tag size 5.75 in. x 3 in.
- 0.375 in. dia. rolled brass eyelet accepts most padlock shackles
- Includes OSHA-compliant nylon fasteners
- Provides good outdoor UV resistance and 3-5 year outdoor fade resistance



Cardstock

- Cost-effective tags are ideal for single-use equipment for lockout identification and make a great option for contractors
- Does NOT meet OSHA 50 lb. pull test for tagout devices, but can be used in conjunction with locks
- Tag size 5.75 in. x 3 in.
- 0.375 in. dia. rolled brass eyelet accepts most padlock shackles
- Includes attachment strings

2 Select reverse-side legend



3 Find and order by part number



| Catalog # | Reverse Legend | Qty. |
|-----------------------------|----------------|------|
| Heavy-Duty Polyester | | |
| 65520 | Side B | 25 |
| 65525 | Side F | 25 |
| 65671 | Side G | 25 |
| Economy Polyester | | |
| 66063 | Side B | 25 |
| 66064 | Side F | 25 |
| 66065 | Side G | 25 |
| Cardstock | | |
| 65451 | Side B | 25 |
| 65452 | Side F | 25 |
| 65453 | Side G | 25 |

| Catalog # | Reverse Legend | Qty. |
|-----------------------------|----------------|------|
| Heavy-Duty Polyester | | |
| 65502 | Side B | 25 |
| 65535 | Side F | 25 |
| 65670 | Side G | 25 |
| Economy Polyester | | |
| 66050 | Side B | 25 |
| 66051 | Side F | 25 |
| 66052 | Side G | 25 |
| Cardstock | | |
| 65407 | Side B | 25 |
| 65408 | Side F | 25 |
| 65440 | Side G | 25 |

| Catalog # | Reverse Legend | Qty. |
|-----------------------------|----------------|------|
| Heavy-Duty Polyester | | |
| 65515 | Side B | 25 |
| 65524 | Side F | 25 |
| 133489 | Side G | 25 |
| Economy Polyester | | |
| 66061 | Side B | 25 |
| 66062 | Side F | 25 |
| 133490 | Side G | 25 |
| Cardstock | | |
| 133491 | Side B | 25 |
| 65450 | Side F | 25 |
| 133492 | Side G | 25 |

| Catalog # | Reverse Legend | Qty. |
|-----------------------------|----------------|------|
| Heavy-Duty Polyester | | |
| 65526 | Side B | 25 |
| 65527 | Side F | 25 |
| 133493 | Side G | 25 |
| Economy Polyester | | |
| 66066 | Side B | 25 |
| 66067 | Side F | 25 |
| 133494 | Side G | 25 |
| Cardstock | | |
| 65454 | Side B | 25 |
| 65455 | Side F | 25 |
| 133495 | Side G | 25 |

| Catalog # | Reverse Legend | Qty. |
|-----------------------------|----------------|------|
| Heavy-Duty Polyester | | |
| 65505 | Side B | 25 |
| 65523 | Side F | 25 |
| 133496 | Side G | 25 |
| Economy Polyester | | |
| 133497 | Side B | 25 |
| 133498 | Side F | 25 |
| 133499 | Side G | 25 |
| Cardstock | | |
| 65445 | Side B | 25 |
| 65446 | Side F | 25 |
| 133544 | Side G | 25 |



| Catalog # | Reverse Legend | Qty. |
|-----------------------------|----------------|------|
| Heavy-Duty Polyester | | |
| 65503 | Side B | 25 |
| 65521 | Side F | 25 |
| 133545 | Side G | 25 |
| Economy Polyester | | |
| 66053 | Side B | 25 |
| 66054 | Side F | 25 |
| 133546 | Side G | 25 |
| Cardstock | | |
| 65441 | Side B | 25 |
| 65442 | Side F | 25 |
| 133547 | Side G | 25 |

| Catalog # | Reverse Legend | Qty. |
|-----------------------------|----------------|------|
| Heavy-Duty Polyester | | |
| 65504 | Side B | 25 |
| 65522 | Side F | 25 |
| 133548 | Side G | 25 |
| Economy Polyester | | |
| 66055 | Side B | 25 |
| 66056 | Side F | 25 |
| 133549 | Side G | 25 |
| Cardstock | | |
| 65443 | Side B | 25 |
| 65444 | Side F | 25 |
| 133550 | Side G | 25 |

| Catalog # | Reverse Legend | Qty. |
|-----------------------------|----------------|------|
| Heavy-Duty Polyester | | |
| 133551 | Side B | 25 |
| 133552 | Side F | 25 |
| 133553 | Side G | 25 |
| Economy Polyester | | |
| 50198 | Side B | 25 |
| 50199 | Side F | 25 |
| 133554 | Side G | 25 |
| Cardstock | | |
| 133555 | Side B | 25 |
| 50250 | Side F | 25 |
| 133556 | Side G | 25 |

| Catalog # | Reverse Legend | Qty. |
|-----------------------------|----------------|------|
| Heavy-Duty Polyester | | |
| 65506 | Side B | 25 |
| 65534 | Side F | 25 |
| 133557 | Side G | 25 |
| Economy Polyester | | |
| 133558 | Side B | 25 |
| 66060 | Side F | 25 |
| 133559 | Side G | 25 |
| Cardstock | | |
| 65447 | Side B | 25 |
| 65448 | Side F | 25 |
| 133560 | Side G | 25 |

| Catalog # | Reverse Legend | Qty. |
|-----------------------------|----------------|------|
| Heavy-Duty Polyester | | |
| 133561 | Side B | 25 |
| 50258 | Side F | 25 |
| 133562 | Side G | 25 |
| Economy Polyester | | |
| 133563 | Side B | 25 |
| 133564 | Side F | 25 |
| 133565 | Side G | 25 |
| Cardstock | | |
| 50261 | Side B | 25 |
| 133566 | Side F | 25 |
| 133567 | Side G | 25 |



Specialized Lockout Tags & Accessories

Built for the work you do

Jobs to be done are never one size fits all. Harsh environments, multilingual workforces and on-the-go tasks mean you need adaptable tags that fit the way your work. Find them and more with specialized tags and accessories.

Ensure clear, legible labels and tags ... every time

What can derail an effective lockout tagout program in your facility? A few overlooked tail-end tasks, including bad handwriting and incomplete information. But thanks to a Brady printer, this speed bump is easily removed. Get the labels and tags you need with information printed cleanly and clearly. Plus, printing on-demand could save you money over time versus pre-printed labels and tags.

- ▶ **Talk to your Brady representative to find the printer that's right for you.**
Or learn more at BradyID.com/Printers.



Customer favorite!



RipTag™ Safety Tag Rolls

- Complete and convenient take-it-with-you system for tagging
- Includes a bulk roll of tags that easily tear off and cable ties for quick attachment
- B-851 polyester tags comply with OSHA's 50 lb. pull force regulation for lockout tagout

Easy access cable tie compartment



150502 5.75 in x 3 in 250/roll
150501 5.75 in x 3 in 100/roll



150504 5.75 in x 3 in 250/roll
150503 5.75 in x 3 in 100/roll



ToughWash® Metal-Detectable Tags

- ToughWash B-869 polypropylene tags feature in-molded, protected graphics for use in harsh washdown environments
- With metal and X-ray detectable properties, these tags won't compromise your food safety
- Durable plastic-encapsulated material withstands harsh washdown environments with temperatures up to 175° F (80° C) and pressure up to 1500 PSI
- Includes 10 metal-detectable cable ties



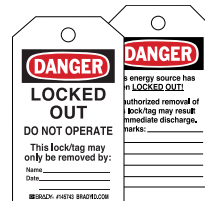
145766 5 in. x 3 in. 10 pk



145767 5 in. x 3 in. 10 pk



145768 5 in. x 3 in. 10 pk



145769 5 in. x 3 in. 10 pk



Extra Metal Detectable Ties

145588 7 in. ToughWash Ties 10 pk
145589 7 in. ToughWash Ties 100 pk



Spanish Lockout Tags

- **B-837 Heavy-Duty Laminated Polyester Tags** meet OSHA's 50 lb. pull force requirement and have superior chemical resistance and 2 year outdoor fade resistance. Nylon ties included.
- **B-851 Economy Polyester Tags** meet OSHA's 50 lb. pull force requirement, have moderate chemical resistance and 3-5 year outdoor fade resistance. Nylon ties included.
- **B-853 Cardstock Tags** are a economical, yet durable material option. Attachment strings included.



98219 5.75 in. x 3 in. B-837 25/pk



121514 5.75 in. x 3 in. B-851 25/pk

Includes self-laminate flap to protect face of tag and photo.



121515 5.75 in. x 3 in. B-837 25/pk

121516 5.75 in. x 3 in. B-851 25/pk
121517 5.75 in. x 3 in. B-853 25/pk



121518 5.75 in. x 3 in. B-837 25/pk

121519 5.75 in. x 3 in. B-851 25/pk
121520 5.75 in. x 3 in. B-853 25/pk



Mini Safety Lockout Tags

- Heavy-duty plastic tag includes metal grommet for added durability
- Small size makes them ideal for use within electrical panels
- Fasteners sold separately

| Catalog # | Description | Size | Qty. |
|-----------|-----------------|-----------------|------|
| 148824 | Mini Tag | 2.5 in. x 2 in. | 25 |
| 81762 | Nylon Fasteners | 7 in. | 100 |



Self-Laminating Photo Tags

- Include employee photos for easy identification and greater impact
- Constructed of durable B-851 polyester
- Available with or without 1 mil polyester overlay on front
- Includes nylon fasteners

| Catalog # | Description | Size | Qty. |
|-----------|-----------------------|------------------|------|
| 65500 | Unlaminated Photo Tag | 5.75 in. x 3 in. | 25 |
| 65501 | Photo Tag w/ Laminate | 5.75 in. x 3 in. | 10 |
| 96222 | Photo Tag w/ Laminate | 7 in. x 4 in. | 10 |



Detachable Key Stub Tags

- Perforated heavy cardstock tag with detachable key stub
- Matching identification numbers printed on each part
- Includes tie strings and rings for attaching stubs to keys

| Catalog # | Legend | Size | Qty. |
|-----------|----------------------|------------------|------|
| WKT2 | Equipment Locked Out | 5.75 in. x 3 in. | 25 |
| WKT3 | Do Not Operate | 5.75 in. x 3 in. | 25 |



Padlock Tags

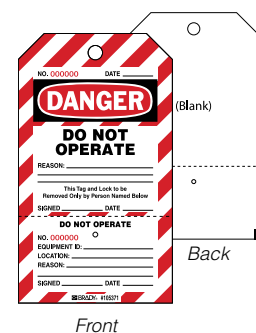
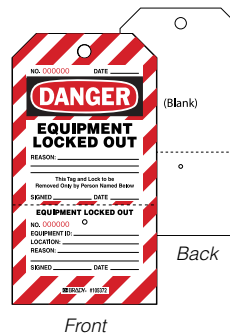
- 0.375 in. metal grommet that fits over most lock shackles
- Dimensions: 3 in. x 2 in. (grommet adds 1 in. to height)

| Catalog # | Legend | Size | Qty. |
|-----------|--------------------------------|----------------------------|------|
| 105722 | Equipment Locked Out | 3 in. x 2 in. plus grommet | 1 |
| 105723 | Do Not Operate | 3 in. x 2 in. plus grommet | 1 |
| 105724 | Do Not Operate English/Spanish | 3 in. x 2 in. plus grommet | 1 |

Two-Part Perforated Tags

- Remove stub when tag is installed. Only the employee in possession of the stub has the authority to remove. After job is completed, return stub to management for verification and monitoring of tagout activity
- Matching identification numbers printed on each part of tag

| Catalog # | Legend | B-# | Size | Qty. |
|-----------|----------------|-----------------|-----------------|------|
| PLL2 | Locked Out | B-851 polyester | 7.5 in. x 4 in. | 25 |
| CLT2 | Locked Out | B-853 cardstock | 7.5 in. x 4 in. | 25 |
| PLL4 | Do Not Operate | B-851 polyester | 7.5 in. x 4 in. | 25 |
| CLT4 | Do Not Operate | B-853 cardstock | 7.5 in. x 4 in. | 25 |







Energy Source Tags

Effectively mark your facility's points of control for energy sources. This OSHA best practice helps make the lockout process quicker, safer and easier.





- ▶ 1.5 in. x 3 in. tags are constructed with B-401 rigid plastic for long life
- ▶ Rounded corners and one hole included
- ▶ Choice of number legends supports machines with multiple energy points
- ▶ Can be customized to meet your specific application



| | Catalog # | Legend | Color | Qty. |
|---|-----------|--------|-----------------|------|
| Control Panel | | | | |
|  | 105634 | CP-1 | Orange on White | 5 |
| | 105674 | CP-1 | Orange on White | 25 |
| | 105635 | CP-2 | Orange on White | 5 |
| | 105675 | CP-2 | Orange on White | 25 |
| | 105636 | CP-3 | Orange on White | 5 |
| | 105676 | CP-3 | Orange on White | 25 |
| | 105637 | CP-4 | Orange on White | 5 |
| | 105677 | CP-4 | Orange on White | 25 |
| | 105638 | CP-5 | Orange on White | 5 |
| | 105673 | CP-5 | Orange on White | 25 |
| Electrical | | | | |
|  | 105639 | E-1 | Red on White | 5 |
| | 105679 | E-1 | Red on White | 25 |
| | 105640 | E-2 | Red on White | 5 |
| | 105680 | E-2 | Red on White | 25 |
| | 105641 | E-3 | Red on White | 5 |
| | 105681 | E-3 | Red on White | 25 |
| | 105642 | E-4 | Red on White | 5 |
| | 105682 | E-4 | Red on White | 25 |
| | 105643 | E-5 | Red on White | 5 |
| | 105683 | E-5 | Red on White | 25 |
| Gas | | | | |
|  | 105669 | G-1 | Purple on White | 5 |
| | 105709 | G-1 | Purple on White | 25 |
| | 105670 | G-2 | Purple on White | 5 |
| | 105710 | G-2 | Purple on White | 25 |
| | 105671 | G-3 | Purple on White | 5 |
| | 105711 | G-3 | Purple on White | 25 |
| | 105672 | G-4 | Purple on White | 5 |
| | 105712 | G-4 | Purple on White | 25 |
| | 105673 | G-5 | Purple on White | 5 |
| | 105713 | G-5 | Purple on White | 25 |
| Pneumatic / Air | | | | |
|  | 105654 | P-1 | White on Blue | 5 |
| | 105694 | P-1 | White on Blue | 25 |
| | 105655 | P-2 | White on Blue | 5 |
| | 105695 | P-2 | White on Blue | 25 |
| | 105656 | P-3 | White on Blue | 5 |
| | 105696 | P-3 | White on Blue | 25 |
| | 105657 | P-4 | White on Blue | 5 |
| | 105697 | P-4 | White on Blue | 25 |
| | 105658 | P-5 | White on Blue | 5 |
| | 105698 | P-5 | White on Blue | 25 |

Control Panel tags supplied with an adhesive back.

Electrical tags supplied with an adhesive back.

| | Catalog # | Legend | Color | Qty. |
|--|-----------|--------|-----------------|------|
| Steam Red | | | | |
|  | 105649 | S-1 | White on Red | 5 |
| | 105689 | S-1 | White on Red | 25 |
| | 105650 | S-2 | White on Red | 5 |
| | 105690 | S-2 | White on Red | 25 |
| | 105651 | S-3 | White on Red | 5 |
| | 105691 | S-3 | White on Red | 25 |
| | 105652 | S-4 | White on Red | 5 |
| | 105692 | S-4 | White on Red | 25 |
| | 105653 | S-5 | White on Red | 5 |
| | 105693 | S-5 | White on Red | 25 |
| Steam Orange | | | | |
|  | 105659 | S-1 | Black on Orange | 5 |
| | 105699 | S-1 | Black on Orange | 25 |
| | 105660 | S-2 | Black on Orange | 5 |
| | 105700 | S-2 | Black on Orange | 25 |
| | 105661 | S-3 | Black on Orange | 5 |
| | 105701 | S-3 | Black on Orange | 25 |
| | 105662 | S-4 | Black on Orange | 5 |
| | 105702 | S-4 | Black on Orange | 25 |
| | 105663 | S-5 | Black on Orange | 5 |
| | 105703 | S-5 | Black on Orange | 25 |
| Valve | | | | |
|  | 105664 | V-1 | Black on White | 5 |
| | 105704 | V-1 | Black on White | 25 |
| | 105665 | V-2 | Black on White | 5 |
| | 105705 | V-2 | Black on White | 25 |
| | 105666 | V-3 | Black on White | 5 |
| | 105706 | V-3 | Black on White | 25 |
| | 105667 | V-4 | Black on White | 5 |
| | 105707 | V-4 | Black on White | 25 |
| | 105668 | V-5 | Black on White | 5 |
| | 105708 | V-5 | Black on White | 25 |
| Water | | | | |
|  | 105644 | W-1 | White on Green | 5 |
| | 105684 | W-1 | White on Green | 25 |
| | 105645 | W-2 | White on Green | 5 |
| | 105685 | W-2 | White on Green | 25 |
| | 105646 | W-3 | White on Green | 5 |
| | 105686 | W-3 | White on Green | 25 |
| | 105647 | W-4 | White on Green | 5 |
| | 105687 | W-4 | White on Green | 25 |
| | 105648 | W-5 | White on Green | 5 |
| | 105688 | W-5 | White on Green | 25 |

Everything you need, all in one place

You've got a lot of jobs to do. Brady has a lot of ways to help you get them done. From fasteners and tag envelopes to additional OSHA safety tags, you're covered.

▶ Learn more at BradyID.com/Tags



We identify and protect premises, products and people.

For more information or to learn more about our innovative
products, visit BradyID.com or call 1-888-272-3946.



Y4020910 MS4020910

© 2022 Brady Worldwide Inc. ALL RIGHTS RESERVED

USA
Customer Service: 1-888-272-3946
Inside Sales: 1-888-311-0775
BradyID.com

Canada
Customer Service: 1-800-263-6179
BradyCanada.ca

Mexico
Customer Service: 1-800-262-7777
Inside Sales: 1-800-262-7777 ext 177
BradyID.com.mx

